




Horseshoe Pitching NEWSLINE

Official Publication of the National Horseshoe Pitchers Association

VOL. 18, NO. 5

SEPTEMBER/OCTOBER 2006

2006 WORLD TOURNAMENT ISSUE



• Full World Tournament Results Inside •

TOURNAMENT TRAVEL CONTACTS

The following is a list of all NHPA Regional Directors and the states or territory they cover. Those of you who travel and want to get out-of-area tournament information, are encouraged to contact the appropriate Regional Director. Each RD maintains a full list of all NHPA sanctioned tournaments in their area. If your travel plans call for stops in several states and you need multiple site information, you might want to write the NHPA 1st Vice-President who is in charge of all RDs. He should have copies of all the state schedules. The address for the 1st VP can be found on page 3 of this publication.

REGION REGIONAL DIRECTOR

26. Alabama 678 Williamson Kindrick Trail Eclectic, AL 36024 (334) 541-2720 ron@cmielectronics.com	Ron Kindrick	24. Iowa 1809 Lakeside Drive Iowa City, IA 52240 (319) 338-8256 clbnj@netscape.com	C. Leo Buell	40. North Carolina 5638 River Rd. N. Wilkesboro, NC 28659 (336) 838-2565 lgmitchell33@charter.net	Glenn Mitchell
52. Alaska P.O. Box 627 Palmer, AK 99645 (907) 376-2466 tomyobow@gci.net	Tom Bowers	18. Kansas 16841 Dwyer Rd Bonner Springs, KS 66012 (913) 724-2185 ofer@kcnet.com	Monica Vaughan	15. North Dakota 901 Custer Street Belle Fourche, SD 57717 (605) 892-2195 cmb@rushmore.com	Clint Bryson
10. Arizona 44 S. Hawes Rd. Lot C19 Mesa, AZ 85208 (480) 357-1283	Dale Boss	32. Kentucky Box 637 Warsaw, KY 41095 (859) 567-8511	Monty Roberts	36. Ohio 6687 Merwin Road Columbus, OH 43235 (614) 761-3357 dsanderling@yahoo.com	Dan Sanders
21. Arkansas 4628 County RD 36 Mountain Home, AR 72653 (870) 481-6980	Duane Moody	27. Louisiana 12102 Turry Road Gonzales, LA 70737 (225) 647-4992	Ron Latiolais	20. Oklahoma 17331 County Rd. 1580 Ada, OK 74820 (580) 332-8622 schnauzerarts@woodstoneisp.com	Bob Reese
3. California No. 1721 San Ramon Way Santa Rosa, CA 95409 (707) 538-3128 gsluys@sbcglobal.net	Gail Sluys	45. Maine See New England	Don Lawyer	2. Oregon 80037 Ross Lane Hermiston, OR 97838 (541) 567-8560	Rick Rebman
4. California So. P.O. Box 1137 North Edwards, CA 93523 (760) 769-4347 fredbriand@ccis.com	Fred Briand	42. Maryland 730 Hickok Trail Lusby, MD 20657 (410) 326-2070	Steve Summerlin	39. Pennsylvania 68 Solitude Road Milroy, PA 17063 (717) 667-3108	Darle Esh
61-72. Canada 35 O'Neil Crescent Saskatoon, SK Canada S7N 1W7 (306) 373-5184	Jack Adams	48. Massachusetts See New England	Jerry LaBrosse	50. Rhode Island See New England	Ron Taylor
13. Colorado 898 Sycamore Avenue Boulder, CO 80303 (303) 499-9091	Don Conklin	30. Michigan P.O. Box 536 Webberville, MI 48892 (517) 521-1262 ssummerlin@cablespeed.com	Elwyn Cooper	41. South Carolina 1915 Molly Circle York, SC 29745 (803) 684-1453 hawgjaw47@comporium.net	Dexter Stallings
49. Connecticut See New England	Harold Harget	23. Minnesota 8170 Fern Lane Greenfield MN 55357 (763) 498-7353 jlabro6186@aol.com	Wayne Bennett	16. South Dakota See North Dakota	Jim Anderson
43. Delaware 65 Springflower Pl. Magnolia, DE 19962 (302) 284-4794 hharget@earthlink.net	Ron Deckard	19. Missouri 6920 N.W. 78 th Street Kansas City, MO 64152 (816) 741-0043 ivdead@hotmail.com	Pat Wemhoff	22. Texas PO Box 154026 Waco, TX 76715 (254) 757-3117 thpajc@zcloud.net	Gary Wood
35. Florida 7302 Brookview Circle Tampa, FL 33634 (813) 884-2932 deckardr@verizon.net	Jerome Kennedy	11. Montana 1520 Beartooth Road Wolf Creek, MT 59648 (406) 235-4062	Don Weaver	9. Utah 525 S 3rd West Salem, Utah 84653 (801) 423-1058	Kevin Snelgrove
34. Georgia Rt. 2, Box 1315 Hawkinsville, GA 31036 (478) 892-3885	Myrtle May L. Kamoku	17. Nebraska 255 6 th Avenue, South Columbus, NE 68601 (402) 564-7323	Leo Michaud	46. Vermont See New England	Vey Allen
6. Hawaii P. O. Box 273 Anahola, Hawaii 96703 (808) 821-0602 myrtlemae@hawaiian.net	Rodney Pickering	7. Nevada 2206 Sunnyslope Avenue Las Vegas, NV 89119 (702) 736-7348	Bruce Conord	38. Virginia P.O. Box 625 Stuarts Draft, VA 24477 (540) 337-4689 ksnel@vahpa.com	Ken Wilhelm
8. Idaho 5502 S. Tecoma PL Boise, ID 83716 (208) 830-9694 rodneypickering@clearwire.net	Dave Shreve	47. New Hampshire See New England	David Romero	1. Washington 1105 Ione Drive Benton City, WA 99320-4523 (509) 588-3351 veyallen@verizon.net	Ken Jaeger, Sr.
29. Illinois 2127 Lynn Street Cahokia, IL 62206 (618) 332-2599 hrshuz@sbcglobal.net	Jim Shilling	51. New England 379 Hodges Street Taunton, MA 02780 (508) 822-9610 loonpnd@comcast.net	Bob Klock	37. West Virginia 406 Stealy Avenue Clarksburg, WV 26301 (304) 641-1265 hepzibah69@yahoo.com	Pat Bacus
31. Indiana 5044A CR 64 Spencerville, IN 46788 (260) 238-4879 shilling4@mindspring.com		51. New Jersey 56 Gallmeier RD. Frenchtown, NJ 08825 (908) 996-3211 bconord@earthlink.net		28. Wisconsin N3539 Knight Rd. New London, WI 54961 (920) 982-6287 deershoe@athenet.net	
		14. New Mexico P.O. Box 10329 Albuquerque, NM 87184 (505) 899-7140 dsrom@aol.com		12. Wyoming 440 W. 3 rd Lovell, WY 82431 (307) 548-6593	
		44. New York P.O. Box 478 Spencer, NY 14883 (607) 589-4122 tictoklock@aol.com			



Horseshoe Pitching NEWSLINE

Official Publication of the National Horseshoe Pitchers Association

NHPA NATIONAL OFFICERS

PRESIDENT: PAUL STEWART
1043 Old Mountain Rd., Statesville, NC 28677-2045
(704) 528-0398, email: nhpapaul@bellsouth.net

1ST VICE PRESIDENT: DAN SANDERS
42 Scioto St., Powell, OH 43065
(614) 596-5666, email: dsanderling@yahoo.com

2ND VICE PRESIDENT: CASEY SLUYS
1721 San Ram on Way, Santa Rosa, CA 95409-3964
(707)538-3128, email: kcslus@sbcglobal.net

3RD VICE PRESIDENT: LORRAINE STERNBERG
W206 N13520 Woodside Ln., Richfield, WI 53076
(262)677-3300, email: horshoevi@aol.com

4TH VICE PRESIDENT: BONNIE SEIBOLD
1043 Grayston Ave., Huntington, IN 46750-2410
(260) 356-3489, email: vseibold@fwi.com

5TH VICE PRESIDENT: STUART SIPMA
2826 Domino Drive, Bismarck, ND 58503-0831
(701)258-5686, email: ssipma@tsocorp.com

SECRETARY/TREASURER: DICK HANSEN
3085 76th St., Franksville, WI 53126-9661
(262)835-9108, email: nhpa.sec.treas@worldnet.att.net

PROGRAM & COMMITTEE DIRECTORS

GAME RELATED SALES: KEN KOSKY
6007 Municipal St., Schofield, WI 54476
(800) 535-0172, email: kenkosky@ksfuel.com

JUNIOR PROMOTION: BOBBY WHITE
2817 Emerson Ave., Erie, PA 16508
(814) 868-9440 FAX (814) 461-9432
email: rdwhite67@verizon.net

PUBLICITY/PROMOTION: 2nd VP CASEY SLUYS

HISTORIAN: GARY KLINE
605 Brantly Ave., Dayton, OH 45404-1429
(937) 236-7206

NATSTATS: GLENN JAMIESON
3231 Vineyard Ave., #17 Pleasanton, CA 94566-6359
(925) 462-6030, email: natstatguy@aol.com

HALL OF FAME: EARL & VICKI WINSTON
10326 Highway D, LaMonte, MO 65337-2104
email: horshuvicki@socket.net

REGIONAL DIRECTORS: 1st VP DAN SANDERS

SANCTIONED CLUB/LEAGUE: 3rd VP LORRAINE STERNBERG

RULES: 5th VP STU SIPMA

BYLAWS: 4th VP BONNIE SEIBOLD

GRIEVANCE & INSURANCE: 4th VP BONNIE SEIBOLD

WEBSITE: PAUL STEWART

WEBMASTER: STEVE SUMMERLIN
PO. Box 536, Webberville, MI 48892-0536
email: webmaster@horseshoepitching.com
www.horseshoepitching.com

NHPA NEWSLINE

PUBLISHER/EDITOR: PAULA SUMMERLIN

DESIGN/PRODUCTION: ASAP PRINTING, Okemos, MI

PUBLISHER'S POLICY: NHPA Newsline is the official magazine of the National Horseshoe Pitchers Association. The contents may not be reproduced in any manner without prior permission of the Editor. Six issues are published annually on a bi-monthly basis. Back issues or additional copies of Newsline, subject to availability, are \$3.00 each postage included, \$5.00 for World Tournament issue.

ADVERTISING POLICY: The publisher reserves the right to refuse any ad. All ads accepted must be paid for in advance and meet specific form at requirements. The publication of any ad is not necessarily an endorsement of the advertiser nor the featured product or service. Rate inquiries, ad copy and fee should be sent to NHPA Newsline, Paula Summerlin, PO. Box 536, Webberville, MI 48892-0536

LETTERS POLICY: Newsline welcomes communication and articles from the membership. Submissions should be provided on disk or e-mail in text format (MS Word preferable) or typed, double spaced and should include the writer's name, address and phone number. The editor reserves the right to accept or reject any letter or advertising material. All submissions are subject to editing, available space, and must be received by the first day of the month preceding the date of issue. Email address: psummerlin@cablespeed.com NHPA Newsline, Paula Summerlin, PO. Box 536, Webberville, MI 48892-0536 Phone: (517)521-1262

SUBSCRIPTION POLICY: The annual subscription price is \$12.00 in the United States which includes postage via discounted standard mail. Add \$8.00/yr. for First Class Mail. Canadian subscriptions are \$20.00 U.S. funds. All new subscriptions, renewals, payment and changes of address must be sent directly to: NHPA, 3085 76th Street, Franksville, WI 53126-9661 Phone/Fax (262)835-9108

CONTENTS

Tournament Travel Contacts.....	2
President's Message <i>by Paul Stewart</i>	4
Financial Report.....	4
Regional Directors Report <i>by Dan Sanders</i>	5
NHPF News Views & Donations <i>by Dave Loucks</i>	6, 7
Perfect Games Pitched.....	7
Sanctioned Club/League Report <i>by Lorraine Sternberg</i>	8
State Officers & Sanctioned League Meeting <i>by Phyllis Quist</i>	9
Results of the Bylaws Proposal Vote <i>by Bonnie Seibold</i>	9
Mens Championship <i>by Ward Lutz</i>	10
Women's Championship <i>by Phyllis Quist</i>	10
Senior Mens Championship <i>by Ward Lutz</i>	11
Elder Mens Championship <i>by Ward Lutz</i>	12
Senior Ladies Championship <i>by Andre Leclerc</i>	12
Junior Boys Championship <i>by Chad Hyatt</i>	13
WT Champion Thomas Lee <i>by Rhonda Kampeska</i>	13
Junior Girls Championship <i>by Chad Hyatt</i>	14
Junior Boys and Girls Nine and Under <i>by Chad Hyatt</i>	14
NHPA Hall of Fame and Awards Banquet.....	15-17
World Tournament Results.....	18-50
W.T. Shoe Check Numbers <i>by Dan Sanders</i>	50

PAID ADVERTISEMENTS

Horseshoe Jewelry-Renee Cowan.....	4
Imperial.....	5
Bill Vanderburg Horseshoe Company.....	7
Deadeye.....	8
Alan Francis Horseshoes.....	11
Six Pac.....	12
Six Pac Horseshoes.....	14
Mr. D's.....	17
Ted Allen.....	43
Cal-Flip.....	50
White Distributors.....	Inside Back Cover

Cover Photo:

Bob Champion of Colorado, age 88, was the oldest pitcher participating in the 2006 World Tournament at the Cam-Plex in Gillette, Wyoming.

Travis Sluys of California, age 8, was one of the youngest pitchers.

Bob won the Elder Mens 30' Division, Class J and Travis won the Nine and Under Division.

Congratulations to both of these Champions!

PRESIDENT'S MESSAGE

by Paul Stewart

Gillette, Wyoming and the Cam-Plex was a great host for the 2006 World Tournament. We could have never asked for a better crew to work with than the Cam-Plex crew. Jori Johnson, the Event Manager, not only did a great job as event manager; she became more like one of our horseshoe family. Thanks Jori.

After Opening Ceremonies Monday, July 10th, the competition got under way. Pitching conditions were not the best with the clay being too wet and soft. This required a lot more time for wiping the excess clay from the horseshoes. The first shift was well behind time and this only got worse as the day continued. After the last shift was done the first day we shoveled part of the clay out of each pit and spread it out on the floor to allow it to dry over night and pitching conditions were much better the next day. We apologize to all of the pitchers for the first day conditions.

Sunday, July 16th, our annual business meeting and convention went very well. Many of the delegates were expecting a long day, but were pleasantly surprised when the meeting ended about 1:00 pm. Jerry Holt, NHPA Chaplin, said that the church service which followed the convention had the largest attendance in several years.

The NHPA Council would like to welcome Jerry LaBrosse to the Council. Jerry was elected to the office of NHPA 4th Vice President. We welcome and look forward to working with Jerry and his wife Michelle for many years to come. Two other offices were up for election. Secretary/Treasurer, Dick Hansen and 2nd VP Casey Sluys were unopposed and declared elected to the office by acclamation. The Rules Re-write was voted on and was passed, 124-yes, 4-no and 2 abstentions. Thanks to all of the Delegates and the Executive Council for a very productive convention and business meeting.

Our Hall of Fame and Awards Banquet was held Sunday evening in the banquet room at the Clarion Hotel. Congratulations to all who received an award; they were all well deserved. Thanks to Burly and all of the "Stewlies" for keeping us entertained at the banquet.

I would like to congratulate all the World Champions and all the World Class Champions for an excellent performance at the 2006 World Tournament. "Thanks" to the Cam-Plex and all of their staff and workers, all of the Council and their spouses, all of the program directors and their spouses, Newsline editor, computer room, Glenn & Shirley, our Web Master, Regional Directors & Assistant RD's, score keepers, judges, Game Related sales, Burly and Betty and anyone else that I missed who helped make the 2006 World Tournament a success. Thank you all!

NHPA Income And Expenditures June and July 2006


Receipts

2007 World Tournament Payment	\$5,000.00
Deposited For Game Related Sales	\$11,290.00
Charter Dues	\$8.00
Hall Of Fame Banquet	\$3,450.00
Membership Dues	\$41,108.00
Newsline Ads	\$1,225.00
Newsline Subscriptions	\$3,597.00
Received For NHPF Donations And Brick Sales	\$460.00
Sanction Club/League Patches	\$28.00
US Bank Interest Money Market	\$139.77
US Bank Interest Checking	\$289.75
World Tournament Entry Fees	\$2,275.00
World Tournament Patches	\$112.00
World Tournament Finals Fees	\$3,500.00
World Tournament Game By Game Printouts	\$319.00
World Tournament Photos	\$910.00
World Tournament Unused Score Keeping Funds	\$296.00
Total	\$74,007.52

Expenditures

Newsline Printing, Supplies & Mailing	\$3,973.10
Newsline Publication, Editing, & Miscellaneous	\$887.30
Sanction League Patches & Awards	\$33.00
Sanction League Office Supplies & Telephone	\$90.53
All Junior Scholarship Trusts	\$202.77
W.T. Cash, Patches & Trophy Awards	\$111,885.78
W.T. Travel Expenses	\$9,749.83
W.T. Administrative Costs, Printing, Office, Etc.	\$20,510.09
W.T. Refunds, Fees, Dues & Overpayments	\$1,200.00
Hall Of Fame Awards Supplies & Expenses	\$4,146.10
Regional Director Postage, Supplies & Telephone	\$57.10
Equipment Purchases Rentals & Repair	\$165.32
Printing, Paper & Office Supplies	\$1,608.54
Postage	\$488.15
Officers Telephone	\$357.79
Officers Travel	\$137.50
Secretary-Treasurer Allowance	\$3,508.00
Presidents Allowance	\$1,007.40
Vice Presidents Allowance	\$5,193.20
Direct & Indirect NHPF Donations & Support	\$13,547.39
Professional Fees, Accounting & Legal	\$5,405.00
Insurance	\$34.00
Misc. Fees, Bonds, Bank Charges, Etc.	\$181.50
Refund Of Game Related Sales W. T. Deposit	\$11,290.00
Natstats	\$1,021.60
Internet Access & Web Site	\$270.75
Total	\$196,951.74

From The Books Of NHPA
Secretary/Treasurer Dick Hansen



14K Gold & Silver Horseshoe Jewelry

Looks Like Real Horseshoes!!

Ring	Gold	\$159.95
	Silver	79.95
Charm	Gold	\$159.95
	Silver	79.95
Earrings	Gold	\$159.95
	Silver	79.95

* Necklace not included

2 Shoes on Stake
Gold \$299.95
Silver \$149.95

To order send payment + 4.5% Tax & \$5.00 shipping to: Renee Cowan
8227 Thelma Lou Rd • Mechanicsville, VA 23111 PH# (804) 640-0123


REGIONAL DIRECTORS REPORT

by Dan Sanders


Following the Sanctioned League and State Officers portions of the combined meeting in Gillette, 15 or so Regional Directors and others stayed for the Regional Directors meeting. The main item of discussion was the sanctioning of courts and what impact the passage of the new RGS Book specifications might have on this process. In the past, sanctioned events could be contested on non-sanctioned courts, but as of January 1, 2007, all courts that are used for sanctioned leagues or sanctioned tournaments must meet the minimum requirements of a Conditional Court Sanction, which includes approved full and short-distance pitching platforms, correctly marked foul lines, proper stake placement, and an approved pit material. The requirements for a Full Court Sanction can be found in the new RGS Book on pages 34-38, under II - Specifications for Court Layout, Sections A and B. This same information

can be found in the May/June issue of Newline Magazine, or on the NHPA Website. A new court sanctioning form and court sanction certificate will be developed in the next few months and sent to all Regional Directors for their use in the sanctioning/re-sanctioning of courts. If tournament or league directors have any questions about this process, they should contact their Regional Director.

On another note, I would like for all Regional Directors to let me know if they will need any additional patches for tournaments that remain on their schedules for this year. I will be ordering patches for next year very soon and will be basing this order on the number of patches that were ordered by you for the 2006 tournaments. So if you will need any more patches for this year, please let me know as soon as possible.



ORIGINAL
(Hardened Tips)
\$60.00 per pair




IMPERIAL
HORSESHOES

NHPA All models NHPA Sanctioned NHPA


All shoes are made from a dead soft alloy specially formulated to withstand the stresses of horseshoe pitching... You can't find a better material than this!
(Prices do not include S & H)

Send orders to:
White Distributors
P.O. Box 3652
Erie, PA 16508


Order Anytime:
1-800-841-4685
See our inside front cover ad for details on S & H fees.



PLUS
(Hardened Tips)
\$58.00 per pair




CLASSIC
(Hardened Tips)
\$56.00 per pair




MAXX
(Hardened Tips)
\$48.00 per pair


Order direct or from any NHPA Distributor. Check us out on-line at www.horseshoesonline.com



STINGER
\$54.00 per pair



STEINFELDT (Hardened Tips)
\$62.00 per pair



VIPER
\$46.00 per pair

3 NEW SHOES!

NHPF NEWS VIEWS & DONATIONS

by Dave Loucks

While disappointing, I guess a County caused delay to our Hall of Fame Museum building project should not be a surprise. The decision making process in Government entities seem to move so slowly. St. Charles County has not yet issued the contract for the grading of land and the removal of the old asphalt parking lot which has to be done before NHPF contractors can be scheduled to start the foundation and slab floor concrete pour. The last estimate provided me, now has the County contractors doing their work in early October. This means that we will probably get the slab and metal building frame up by December, but winter weather will probably delay completion and occupancy until the Spring of 2007.

The Joelton, Tennessee property that has been on the market for several months, has brought a lot of inquiries and three offers on the two small parcels on which the horseshoe courts set. The first two offers were low-ball and our counter offer was not accepted. The third price offer was accepted by the NHPF Directors, but is subject to the buyer getting a use variance for the buildings and land. The County wants 90-120 days to study and discuss the planned usage before they rule. If a variance is not issued, the contract to purchase is void.

At the World Tournament in Gillette, my wife Cathie and I had the opportunity to discuss the St. Charles County building plans with many people. We had samples of the two sizes of commemorative bricks on display and took many orders from members who are interested in supporting this building project. We ran two 50-50 raffles each day and have to give a Big Thanks to David Spears of Idaho who worked the floor and grandstand selling tickets.

The Commemorative brick plaza will contain some 3,000 bricks. About 25% will be of an 8"x 8' size while 75% will be 4"x 8". Buying an engraved brick is a wonderful way to show your support for the NHPA Hall of Fame and Museum building project. The NHPF, which is paying for the building construction, needs your financial contribution to assist in this project, our court improvement grant program and the public educational pursuits we are chartered to undertake. All members will soon receive an information flyer in the mail. Please take the time to read it and make out a check to the NHPF. Your contribution is tax-deductible

and I can think of no better way to show your support for the association and the sport of horseshoe pitching. Mail your contribution to P.O. Box 1628, Penn Valley, CA 95946. A letter of thanks will acknowledge donations of \$25 or more.

In the months of June and July, a total of \$17,610 in contributions and brick orders was received from the following.

Donating \$10-99

Art Moran, MN
Charles Bunner, WV
Jerome Zigrang, TX
Mel Yockstick, CO
Iowa HPA
Cay Newhouse, MI
Sodbusters H.C., VT
David Spears, ID
Millie Schultz, CA *
Platteville HPA, WI
Bill & Anne Marie MacIntrye, NJ

Donating \$100-299

Ken Schulze, CA
Tim Woodden, OR
Heart of America H.C., MO
Larry & Mary Figueira, OR *
Bob & Donna Bastel, MO
James Mortinger, KS

Donating \$300-499

Sonoma County H.C., CA
North Carolina HPA

Donating \$500

Emerald HPA, OR
Gold Country H.C., CA

Donating \$1,000

Kansas City Area Horseshoe Pitchers, MO

Misc & 50-50 Raffles...\$1,743

Purchasing Bricks

New Melle H.C., MO
Jim & Carol Howard, MO
Don & Gakieta Rahe, MO
Curly & Bonnie Seibold, IN
Dave & Cathie Loucks, CA
Northern California HPA
Casey & Gail Sluys, CA
Patrick Murtha, CA
Ken Kosky, WI
Wisconsin HPA
Mel Bruemmer, MO
Elwyn Cooper, MO
Lewis Ayer, GA
Gary Buehler, MO
William Backer, CA (3 bricks)
Duane McGrath, CA (6 bricks)
Lake of the Ozarks H.C., MO

Ralph Hummel, MO
Charles Bunner, WV (2 bricks)
Kenneth Lovaas, WI
Bob & Donna Bastel, MO
John Simms, MO
John Sylvester, CA
Tim Woodden, OR
Minnesota GSHPA
Art & Jan Anderson, CA
Dorran Vogler, IN
Joe Douchant, IL
Mike & Cathy Ardelean, MI
Ron Kohn, MI
Bob Hummel, OR
Tisha Petree, MO
Don Titcomb, ID
Bob Dunn, MN
Ricky Hall, VA (3 bricks)
Morrison County H.L., MN
John Brown, OH
Winter Haven H.C., FL
Merwyn & Helen Sorensen, WI
David Lloyd, NC
Gail Kane, CA
Ron & Cathy Hopman, AR
Geneva Weiss, MO
Lola Masters, MO
Ron & Gloria Deckard, FL
George & Ardel Huntington, IL
John Huntzinger, CO
Les & Edi Holland, MN
Jim & Phyllis Quist, WA
Frank & June Yohn, IL
David Spears, ID
Leo & Joan Buell, IA
Martha Setzer, MO
Jacob David, MN
Charles & Pamela Bishop, KS
Johney Vanderburg, OK
Barry & Barbara Chapelle, OR
Jim & Elaine Bainter, MO
Missouri HPA
Walter Burtner, PA
Paul & Judy LaCrosse, CO
Ward Lutz, MN (2 bricks)
Kent & Barb Robinson, SD
George Nick, MN (2 bricks)
Dale Koistinen, CA
Stan Griggs, MO
Christina Jordan, MO
Rich & Mary Altis, MO
Clearwater H.C., FL
Cardiff Riviera H.C., CA
James & Joyce Mortinger, KS
James & Mabel Adcox, FL (2 bricks)
Horseshoe Canada (2 bricks)
Sally Shipley, CA (2 bricks)
Tri-County HPA, MN (8 bricks)

* In Memory of Paul Anzelone

The Top 15 Contributing States

Contributors	Donations	\$	
1. CA	95	227	\$26,784
2. TN	30	62	\$20,602
3. MO	66	130	\$16,712
4. NC	27	138	\$14,890
5. MN	42	221	\$14,094
6. OR	23	83	\$11,984
7. WI	29	105	\$9,437
8. MI	45	111	\$8,440
9. CO	24	65	\$7,211
10. GA	16	21	\$6,870
11. FL	42	66	\$5,788
12. MA	10	15	\$4,930
13. PA	28	53	\$4,499
14. IL	42	77	\$4,418
15. WA	30	56	\$4,340

Support the NHPF


The only horseshoe pitching related charity needs your tax-deductible donations to support many programs of the sport including the Hall of Fame and Grants to install new or upgrade existing courts.

Deadlines for Grant Applications
March 1 & Sept. 1


Mail inquiries & contributions to:
NHPF, P.O. Box 1628
Penn Valley, CA 95946

PERFECT GAMES PITCHED


Pitcher	State	Date	Location	Opponent	Shoes Pitched
Alan Francis	OH	07/29/05	Bakersfield, CA (W.T.)	Buddy Dydra	30
Alan Francis	OH	09/05/05	Greenville, OH	Darren Potts	38
John Knapp, Sr.	OH	04/23/06	Statesville, NC	David Godwin	12
Dave Holmes	WV	06/10/06	Jackson's Mill, WV	Floyd Riggelman	18



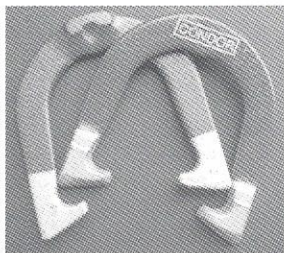
SIMMONS




CAN/AM



VIP



CONDOR



PRO/STAR

BILL VANDERBURG
HORSESHOE COMPANY
201-30 Avalon Place
Kitchener, ON N2M 4N6
(519)575-9163



SIMMONS - XL: Thrown by the 2002 World Champion, Brian Simmons at 85%. M - H. Price \$50.00

CONDOR: Perfectly balanced flip. Thumb Indentation. Can be thrown with lugs up or down. L-M-H.


PRO-STAR: Designed to flip, can be thrown up or down. New Thumb Indentation. Weight L-M-H.

VIP: Designed for flip & the 3/4 turn. Has a good heavy lug. Weight L-M-H.

CAN-AM: A super shoe for the 3/4 turn, 1 1/4 and 1 3/4 turn. L-M-H.

YANKEE: NEW!!! Price \$50.00

PRICE: \$48.00--Shipping & Taxes extra. 1 year guarantee. Order through any NHPA Distributor



YANKEE

SANCTIONED CLUB/LEAGUE REPORT by Lorraine Sternberg

As we traveled home from Gillette, Wyoming, I reflected on the good time we had at the World Tournament. This year was no exception from most world tournaments, as it was hot. Usually when we are at the world tournament it is hot and that it was. But we were in an air-conditioned building so the heat outside didn't bother anyone inside.

I enjoyed visiting with all the league directors that made the journey to the world tournament. It's nice to put a face behind the many e-mails that I answer. This year we combined the sanctioned league meeting with the state officers and Regional Directors. It seemed to work out good as we had a real good turn out and some good decisions.

For me, the highlight of the tournament was the 9 and Under Juniors. It was a playoff game between Travis Sluys and Tanner Steineke. They had a great game. The two boys were fun to watch. They would get up to the platform and just pitch their shoes; didn't think much about it. You could tell they were having a lot of fun. At the end of the game both boys had a big smile. It was truly a game of good sportsmanship; a lesson for all of us to learn from two of our youngest junior pitchers. Congratulations to both boys for a super performance. I would also like to congratulate all those who won their class at the World Tournament.

At the Awards Banquet I honored the League Director for 2006. This year I gave the award to Ron Womack from the

New Castle HSC in Indiana. Unfortunately Ron was unable to attend the world tournament, so I will present the award to him at the Club/League Tournament in October.

Ron made it possible for us to continue with the Sanctioned/Club League Tournament that was started in 2003 at the Joelton facility. Ron worked hard to get us the facility at Edinburgh so that the tournament could go on.

He has been the League Director of the New Castle Club since they became sanctioned. The club has helped out with a family who was burdened with medical bills and another that lost everything in a fire. This year the club started a new program asking businesses for sponsorship. Sixteen sponsors have already donated.

Ron is a very dedicated league director and I thank him for all that he has done for the sport of horseshoes.

Thanks to our host from the Cam-plex. They were a great bunch of people to work with. It sure made all of our jobs a lot easier. It was a great World Tournament and the two weeks seemed to fly by. With all the goodbyes said (the hardest part of the tournament) we look forward to once again seeing everyone in 2007 at Ardmore, Oklahoma. So keep these dates open; July 23 - August 4, 2007 and we will see all of you then.



We are now online at
www.deadeyeshoes.com

We accept all major credit cards.

Clydesdale DF
E-Z Grip
Clydesdale
N.T.
Regular
Hi Temp Stay On

Ball Caps (Blue or Black)
Pick up Hooks

Call or go online for prices and shipping costs.

All "DEADEYES"
In various weights of Light 2 # 7 oz - Medium - Heavy
(Each pair matched to equal weight.)

Broken shoe replacement honored by manufacturer only.
Return both shoes in original box.

Contact Deadeye shoes at (636)376-5222 for special prices on rejects and returned shoes. (No guarantee; not for sanctioned tournament use.)

E-Z Grips and N.T. are guaranteed for two years from the date of original purchase, not from replacement date. All other shoes are guaranteed for one year from the date of original purchase not from replacement date.

Guarantee valid in continental U.S. only.

NO SHOES WILL BE SENT ON CONSIGNMENT

You may purchase Horseshoes online; call with all major credit cards or send a check or money order. Make Checks or Money orders out to HI TEMP REFRACTORIES, CO, INC.

HI TEMP REFRACTORIES, CO, INC.
D/B/A Deadeye Horseshoes
2250 North Lark DR
Fenton, MO 63026

Phone: (636) 376-5222 or (636) 677-2200
or Fax (636) 677-2235
8 a.m.-5 p.m. Central Time

You may also email us at deadeyeKyle@sbcglobal.net or deadeyesmitty@sbcglobal.net with any questions.

STATE OFFICERS & SANCTIONED LEAGUE MEETING

by Phyllis Quist

The 2006 meeting was held Saturday, July 15th; chaired by Phyllis Quist of Washington. There was a good turnout with 15 states being represented

Lorraine Sternberg reported that the National Sanctioned League Tournament will again be held in Edinburgh, Indiana on September 30th and October 1st. There is a 24-team limit. The three-person team must be from the same club. Lorraine also asked that NHPA numbers be included on all reports. The Scholarship Report deadline is November 15th and the Top Ten Reports with final stats deadline is December 1st.

Glenn Jaimeson reminded everyone to accurately report all information. He needs names to match. Check NatStats to see how names are listed if there is a question. He also needs to know the date change of pitchers who move up to 30 feet. Charter stats might be different than individual stats, so be sure and check when the files were updated. Glenn urges each state to use a compatible program for tournament results, so he can import the results directly into NatStats.

Dan Sanders reported on the Medical Exemption forms which have been revised. He also handed out guidelines for using the forms. He suggested that existing exemptions should also go through this new procedure.

Ron Kohn and Jerry LaBrosse each gave a brief talk on their

qualifications and reasons for their bid for the 4th V.P. position.

Ward Lutz reported on the NHPF. Ground breaking ceremonies were held in St. Charles County and they expect construction to start in mid September. He explained the Brick Program in the area designated as the Jack Freeman Plaza. He encouraged each state charter to buy a brick and also each club charter to do the same. The New Melle Club has been renamed the Quail Ridge Horseshoe Club.

Promotion ideas were presented. Rick Wright from Minnesota said they did a Pitch & Win promo at the Horse Expo this year and amid adverse weather it was still very successful. Kent Robinson of South Dakota said they send welcome letters and info packets to all new pitchers. They have developed Tournament Director guidelines also. And out of the 19 juniors they have, 13 were present at Gillette. Sonia Cook of Wisconsin said they have a junior scholarship program. They do raffles and get donated gifts to fund it.

The purpose of these meetings each year is to share ideas and successful promotion programs. We can all benefit by working collectively to enhance our sport and grow our numbers.

Thanks to all who took the time from their busy schedules to attend the meeting.

RESULTS OF THE BYLAW PROPOSALS VOTE AT THE 2006 CONVENTION

by Bonnie Seibold

1. ARTICLE 1V - Executive Council, Section 3c - Meetings
Current Reading - The Executive Council may conduct business by mail or telephone when necessary.

Proposal - Insert the word e-mail after the word mail.

Passed - 130 Yes 0 No

2. ARTICLE IX - Section 10 - Last sentence of first paragraph
Current Reading - No bids will be considered unless all of the following conditions are met.

Proposal - No bids will be considered unless all of the following conditions are met and approved by the Executive Council.

Passed - 130 Yes 0 No

3. ARTICLE IX - Section 11
Current reading - The convention shall award, by a majority vote, the privilege of conducting a World Tournament two years in advance. If three or more sites are bidding and none receives a majority vote, the two sites receiving the most votes will have a run off in a second ballot. In case no W.T. bid is received by the NHPA deadline, the Executive Council has the authority to award the tournament for that next open year only.

Proposal - After first sentence, ADD full sentence: Absentee voting for the World Tournament site only shall be allowed

for any charters unable to send delegates to the NHPA Convention. That voting shall be confidential and the absentee ballots will be opened only after the voting on the floor of the convention is complete. Absentee ballots for this World Tournament site vote must be received by the President of the NHPA on or before the Friday prior to the convention.

Passed - 110 Yes 18 No

4. ARTICLE X, Section 2, First Sentence
Current reading - A World Tournament shall include separate championship Divisions for Men, Women, Senior Men, Junior Boys, Junior Girls, Elders and Senior Women.

Proposal - Delete the words Senior Women.

Failed - 76 Yes 54 No

5. ARTICLE 10 - Section 5
Proposal - Add to the end of this section the following: "Percentage ties for all move up positions into a championship class shall be broken by a 40 shoe play-off".

Passed - 130 Yes 0 No

6. ARTICLE XII - Section 3
Proposal - At the end of the first paragraph ADD: If a Sanctioned League average is one of the three highest NHPA sanctioned events, that Sanctioned League average shall be converted to an average based on 400 shoes.

Passed - 105 Yes 25 No

MEN'S CHAMPIONSHIP *by Ward Lutz*

The 82nd World Tournament saw 20 men vie for the Men's Championship in the Central Arena on the Cam-Plex Facility. They were selected based on ringer percentages established in preliminary play. Included in this group was Alan Francis who was seeking his 12th title. Last year the 24-man championship class was determined by adding the 16 pitchers with the highest ringer percentage pitched in preliminary rounds to 8 seeded pitchers. The most noteworthy game in the preliminary rounds was between Alan Francis and Paul LaCrosse. The 40-shoe game finished with nine consecutive four-deads with Alan pitching 95% and Paul 87.5%.

The percentage spread in this year's Men's Championship class was pronounced ranging from 90.6% to 53.1%. The spread between the first and second seeded players was 19%. The Championship was played over three days with seven games played on each of the first two days and the remaining five games on the last day. Alan, Walter Ray and Mark Mauthe were undefeated on the first day with Gale Greene, Paul LaCrosse and Rich Pintor each losing one game. After round two only Alan was undefeated. Walter Ray and Gale Greene each had one loss. Walter Ray lost in round two to Duncan

McKenzie, the hard throwing Canadian. Duncan's low and hard 1¾-turn shoe reminded one of the legendary Elmer Hohl's delivery. Mark Mauthe gave Walter Ray a close game losing 42/39. The challenge of Day 3 was to see if anyone could give Alan a loss. After winning his first three games, he played Gale and Walter Ray giving them a total of seven points pitching 95 and 92% games, respectively.

The 2006 Men's Championship to quote Yogi Berra looked "like deja vu all over again" with the evaporative air conditioners straining to overcome the 100° F outside temperatures as Alan dominated the competition. His dominance is illustrated by comparing the following numbers to the next closest competitor: percentage 87.8 vs. 72.4; shoes pitched per game 36 vs. 48; average points per game allowed 7 vs. 19. Walter Ray finished second pitching left-handed as in last year's Championship. Alan's ringer percentage was only 0.4% shy of the highest average pitched by Elmer Hohl in the 1968 World Tournament pitched in Keene, New Hampshire on outdoor permanent courts. This Championship was Alan's 12th title and given his domination, there will likely be more to come.

WOMEN'S CHAMPIONSHIP *by Phyllis Quist*

The stars were out at the World and by Saturday afternoon some were shining very brightly. Some are yearly appearances in our horseshoe sky - but each year some new stars emerge. And this year the very lovely and deserving Joan Elmore stepped on center stage and claimed the title of 2006 Women's World Champion.

It was a very tight race to the finish, which came down to the final two games to set up a tie between Joan and Sylvianne Moisan. In the playoff game, an 89.6% game clinched Joan's victory for her very first world title.

There were some incredible games throughout the round-robin play. Sylvianne had the high percentage game of 97.619%, pitching 41 out of 42. Her last shoe thrown in that game knocked off the previous ringer! Sue Snyder threw the most ringers in a game - 84 out of 100, with 22 of them being four-deads. This game was against Sylvianne, who threw 83 ringers. Connie Filley pitched the most shoes for the tournament - 1,162.

I asked each lady their advice or words of wisdom for other up and coming pitchers. Here's what they said:

Joan Elmore - practice lots, stay focused, shut out everything.

Gert Wilcziek - timing, relax arm, step and throw straight to peg.

Debra Odum - remember it's just a game.

Connie Filley - when I perfect the game, I'll give advice.

Amy Francis - concentration, keep arm loose.

Brenda Tawny - practice (and she never gets a chance to practice due to work).

Sheila Shepard - take your time, wear blinders.

Rivers Prewette - Do your best.

Kim Stockli - Everybody has a chance to win - it's a great honor to play with this caliber of pitchers.

Amy Hall - lift it, stay in line, step to the pole.

Lucy Turcott - practice, practice.

Sue Snyder - Stay focused.

Sylvianne Moisan - Concentrate.

Patricia Ingraham - concentrate and focus.

Jane Jordan - need lots of luck.

Lou Conklin - pitch your own game.

Helen Laumbach - practice and concentrate.

Sharon Chiddister - practice and have a good coach.

Jane Haufschild - pitch all ringers!

Stacy Robinson - stay happy.

These ladies show us horseshoe pitching in its finest hours. They have raised the bar of excellence very high. We salute each one for the standards they have set. And again, Congratulations to Joan Elmore, our 2006 Women's World Champion!

SENIOR MEN'S CHAMPIONSHIP by Ward Lutz


The 2006 Senior Men's Championship was contested over two days by twelve pitchers, all of which qualified based on games pitched earlier. Tom Westbrook, last year's champion, was favored to repeat.

Westbrook went undefeated on day one with southpaws Rich Altis and Bob Lautenschlager and NHPA President Paul Stewart recording one loss each. George Huntington of Illinois bested both Altis and Lautenschlager while Minnesota Gopher Dick Dvorak defeated Stewart in a close game (41/36).

Day two began with Westbrook and Stewart facing

off. It was a hard fought 70-shoe game with Tom coming out on top 40/34. The most thrilling game of the Senior Men's Championship was between Stewart and Lautenschlager. With the score was tied 39/39 Bob threw a ringer and a close shoe. Paul topped the ringer and bested the close shoe for the win. Back and forth hard fought games such as this are a treat to watch. Don Kies of California posted a nice comeback to finish 5th, winning all of his games on day two after going 1/5 on day one.

Westbrook went undefeated on day two and repeated as Senior Men's Champion.




INTRODUCING:


Alan AF Francis

Alan AF Francis

Horseshoes






NHPA Sanctioned



\$53.00 per pair

(Price does not include S & H)




Send orders to:
White Distributors
P.O. Box 3652
Erie, PA 16508

Order Anytime:
1-800-841-4685

See our inside front cover ad for details on S & H fees.

Order direct or from any NHPA Distributor. Check us out on-line at www.horseshoesonline.com

This is a brand new shoe designed and pitched by 10-time Men's World Champion, Alan Francis. Alan is building up a legendary career in this sport and we felt it was time he had a shoe of his own, so this is it... It even bares his signature to prove it! There was a lot of trial and error in the year that it took to nail down the design for this shoe but we're sure we've come up with something that matches up with Alan's incredible ability to make ringers. This is a traditional styled shoe packed full with all the latest technology in horseshoe design. It's made from the same dead soft alloy that has made Thoroughbred and Imperial horse-



Alan Francis
10 Time World Champ

shoes into our top selling shoes... We expect this shoe to out sell them all! We've incorporated our newest feature, hardened tips, into this shoe first, making it one of the toughest and most durable shoes you can buy. It's a very easy turning shoe with a narrow, pointed ringer break, making it easy to grip for the flip pitch too. The exceptional balance in this design makes it great for any turn or flip... It was well worth the extra effort that went its design. Like all our other shoes, it has a one year warranty... We were lucky to have one of the best players in the world to help us on this one and now we're passing that benefit on to you!

SENIOR LADIES CHAMPIONSHIP by Andre Leclerc

There were 27 women registered in the Senior Ladies division. They were placed in the Open Women's classes according to their ringer percentage. The top six averages coming from that class play then move up to form the Senior Ladies Championship group. The top five seeds did qualify in the exact same order (!) for the championship group. They are: Lucille Leis, Angeline Moisan, Edi Holland, Carol Sperber and Marlys Timm. The last spot (#6) was taken by former two-time champion Laverne Fenlon who now lives in Arizona.

That same order was again pretty much "respected". But the Senior Ladies do appreciate a little bit of change. Their order of finish was modified by Edi Holland's 42-36 win over defending champion Angeline Moisan during the next-to-last round. The game lasted 58 shoes and percentages were 62.1 vs. 56.9 in favor of Edi. In the meantime, Carol Sperber gave Lucille what was to be her closest game when she reached 35 points. With one round to go, Lucille was now in full command, having won all her games including the pivotal round three against Edi, which happened to be the longest game at 62 shoes. Edi's best game (62.9%) was not enough as Lucille shot 71.0% in the 42-23 win. Defending champion Angeline Moisan could have created a three-way tie for first if she would have defeated Lucille the last round. But Lucille won 42-28 with a 63.8% game to become the new Senior Ladies Champion. Lucille recorded the only games over 70% including a high of 72.7% against Marlys Timm. Edi Holland switched places with Angeline to end in second place. Edi, who first entered the Senior Ladies division in 1999 and made the championship every year, has now been runner-up three times.

Lucille Leis, who will turn 67 in September, had placed in the top three the previous four times she participated, including a runner-up position in 2002 and 2003. A mother of five children, Lucille got her introduction to horseshoes in 1997 when the World Tournament was held in Kitchener. Her husband Walter Leis (Stan's brother) was playing and Lucille watched the ladies and thought, "well, I can do that too". Her first major tournament was in 1998 when she played at the Canadian Championships (Women's D) averaging 31.6%. But success came

quickly as in 1999, her first World tournament appearance, she won her group (Women's F) with 54.0%. She then won the Canadian Senior Ladies title in 1999 and 2000. She started entering that division at the World Tournament in 2000, pitching fewer days is more suitable considering her problems with arthritis (let's hope the Senior Ladies division won't be abolished in the future!). Lucille took a year off last year as she went on a cruise to Alaska.

In 2000, when both Stan and Lucille made the championship group in their division, Walter Leis told me how his deceased father would be proud to see the name Leis on the big scoreboards. Their father, Syd Leis, was a long time pitcher who invited his friend Elmer Hohl to play (doubles) games on his clay court in the early 1950s, way before Elmer even played organized horseshoes. They later won doubles tournaments together. He would certainly be proud to now see the name "Leis" among the World Champions...


ELDERS'S CHAMPIONSHIP

by Ward Lutz

Twelve pitchers competed for the 2006 Elder's Championship. All qualified based on ringer percentage in 15 games pitched earlier. D. W. Story and Paul McCreery were top qualifiers at 75.1%, followed closely by Ed Arionus at 74.3%. These pitchers and South Dakota's Roland Kleinschmidt were 6/0 after the first day's play.

Day two began with Kleinschmidt besting Arionus 40/39. Later Arionus gave Story and McCreery their first losses. Going into the last game Arionus, McCreery and Story each had one loss with McCreery playing Story and Arionus facing Dick Wilson. If Arionus lost his game the winner of the McCreery/Story game would be champion.

Story bested McCreery with a nice 83.8% game and Arionus dispatched Wilson, setting up a Arionus/Story play off game. It was another hard fought back and forth game with Arionus prevailing 41/36 to take the title.




SIX PAC
HORSESHOES®

TOURNAMENT
QUALITY

N.H.P.A.
APPROVED

**4811 Tishomingo Rd.
Hillsboro
MO 63050**

(636) 942-3544



Six Pac Sure Peg Six Pac Sure Point Six Pac Sure Pitch


Horseshoe pitching is a game the whole family and all ages can enjoy for fun and exercise and championship play. The SIX PAC is cast of Ductile iron and annealed (softened) to make the shoe absorbent tough when ringing the peg.

FEATURES:


- Blades thicker, wider (more control) • Position marker (finger notch) • Hooks and Points (hardened to retain shape) • Guarantee (one year against breakage) • Annealed (for softness) • Special Coated Finish

One Pair - \$47.00 ea. • Six Pairs or more - \$42.00 ea.


Six Pac Sure Peg **Weights**

 No. of Pairs _____ L
 _____ x \$47.00= _____ M
 (at 6 pairs or more) _____ H
 _____ x \$42.00= _____

Six Pac Sure Point **Weights**

 No. of Pairs _____ L
 _____ x \$47.00= _____ M
 (at 6 pairs or more) _____ H
 _____ x \$42.00= _____

Six Pac Sure Pitch **Weights**

 No. of Pairs _____ L
 _____ x \$47.00= _____ M
 (at 6 pairs or more) _____ H
 _____ x \$42.00= _____

Continental US only _____
 Missouri Residents add sales tax _____
 Shipping & Handling _____
 (Single Pair only \$5.00 Charge) _____
GRAND TOTAL _____

ORDER FORM

Name _____

Shipping Address _____

Phone: Residence () _____

Office () _____

SIX PAC Guarantee: One (1) year from purchase date, not from replacement date. Both shoes must be returned in original carton showing date of purchase, weight and type of horseshoe. Return to manufacturer only. Include \$5.00 check or money order for shipping and handling costs.

Thank you for your order and good horseshoe pitching.

Order Direct or from your N.H.P.A. Representative

Send to: SIX PAC HORSESHOES

4811 Tishomingo Road, Hillsboro, MO 63050
Attn: Harvey E. Wobbe
(636) 942-3544

JUNIOR BOY'S CHAMPIONSHIP by Chad Hyatt

Thomas Lee Forces Playoff in Route to Winning World Title

As usual, the Junior Boy's Division of the 2006 World Championships was full of tough matches and stiff competition. In the end, it was the stability of ringers that carried Thomas Lee of South Dakota to his first Junior Boy's World Title.

Early on in the championships, the suspense was mounting. After just five games, four players (Lee, Drew Becker-ON, Nathan Heinritz-WI, and Trenton Filley-MN) were still undefeated and Lee Seibold-IN was just one game back. As day two started, Filley and Seibold lost early, but Lee, Becker and Heinritz pressed on, improving to 7-0. The eighth game would prove tough for each one of them, but Becker and Heinritz prevailed in long games requiring more than 70% to win. It was Lee that stumbled here in a tight game with Trevor Sipma of North Dakota. The final score was 40-39, with Trevor winning after jumping to a 39-18 lead and holding on down the stretch. Lee had a chance to redeem himself as he matched up in round nine with Heinritz. Lee prevailed throwing 75% ringers in the game. Now it was

Becker all alone at 9-0; with Lee and Heinritz at 8-1. The next round was stunning. Seibold matched up with Lee while Heinritz played Becker. It was Becker prevailing with close shoes as he and Heinritz both threw equal percentages of 69.6%. In the other match, Seibold was throwing one of his best games of the tournament (73.3%), trying to knock Lee out of contention. In the end, it was Lee responding with 76.7% and a 40-32 win to set up his final match with Becker. The final match of regulation play was full of drama. If Becker wins, he is the winner for the third time. If Lee wins, they play one more game to decide the champion. In the end, it was Lee prevailing and forcing the playoff game.

By now, the news had traveled and the crowd was assembling for the playoff game. In dramatic fashion, the game would last 80 shoes and feature a combined percentage of over 70%. The game started with a four dead. The lead seesawed for a while until a 25-25 tie at 40 shoes. It was here that Lee kicked it into high gear. As Becker got off track, Lee stormed out to a 37-25 lead. Becker held off Lee for nearly the final 20 shoes, but it was Lee doubling in the end to secure a 40-30 win and his first world title. The crowd cheered loudly for a wonderful finish to the championship. Congratulations Thomas Lee on your outstanding achievement.

W.T. JUNIOR CHAMPION THOMAS LEE

by his mother, Rhonda Kampeska

(Burly was watching the Junior championship group play, sitting with Thomas Lee's parents and grandmother. He told them we would be interested in hearing Thomas' story. We have exchanged e-mails with his mother, who sent us this interesting information about him. Betty Burlingame)

The 2006 World Tournament Junior Champion is my son, Thomas Glenn Lee. He turned 17 on August 5th, just after the tournament. Thomas will be a junior at the Tio Spa Zina Tribal School at Agency Village, South Dakota this fall. He has been playing horseshoes since he was five years old. He is enrolled at the Cheyenne River Reservation in Eagle Butte, as is his father, Glenn Lee. I am enrolled in the Sisseton Wahpeton Reservation in Sisseton, SD. Thomas' paternal uncles play horseshoes almost every day. His father is a well-known horseshoe player in the western part of the state.

Thomas started playing in tournaments when he was twelve years old. He had to earn his place in this game along with the older men, who, thinking he was only twelve, didn't think he could play. But he showed them he could!

He won a lot of tournaments on the Cheyenne River Reservation playing at 40 feet. About this time Thomas met Vine Marks, Sr. who talked Thomas into signing up in 2002 for the Dakota Magic Horseshoe Tournament located in Hankinson, ND. He entered class D, did real well placing 3rd, and earned his first trophy. The next day he placed 1st,

and he was hooked on tournament play. In 2003, he was placed in the C division, in 2004 he was placed in the B division, and in 2005 he made his mark into the A division. Thomas has ten First Place awards, two Second Place awards, and four Third Places. He also won the first place trophy in Pocatello, ID, and the Championship in Gillette this year.

I believe the game of horseshoes is a skill learned, but with Thomas, it was like he was born to play the game. He loves it, and practices every night for at least four hours. I have seen Thomas win some close tournaments before, but never like I witnessed in Gillette, WY. I watch the video of him playing and it just amazes me how he could be under so much pressure and do what he set out to do.

When we were traveling to Gillette, Thomas was saying, "Mom and Dad, I am going to come over here and take the trophy back with me." We both admired his confidence, but I also tried to tell him that you can't win all the time, so just go and play and do the best you can. His dad told him the same thing. But, he did, he WON. He became the World Champion in the Junior Division. This tournament was real special for him also because his grandmother came along to watch him play. She was also amazed at how good he could play. His grandma is really supportive of him, watching him play when he is in her area. Thomas was born on her birthday, so he is special to her. We are very proud of Thomas.

JUNIOR GIRL'S CHAMPIONSHIP *by Chad Hyatt*

Aleena Cook Comes out of the Shadows to win Junior Girl's World Championship

The 2006 Junior Girl's World Championship was quietly won by Aleena Cook of Wisconsin. Overshadowed by playoff games in the other junior divisions, the girls were not without a little drama of their own. The crowd that had assembled to watch certainly knew about the drama. If the cards fell just right, two sisters could be playing for the world title in a playoff. Even more dramatic was the possibility of a five-way playoff. In the end, it was Aleena saving her best ringer percentages (54.3% and 54.0%) for the end when she would need them the most in order to declare herself the Junior Girl's World Champion.

Since last year, Aleena had sat in the shadows of her sister Kiri Cook. After all, it was Kiri that was in the Top 10 of NATSTATS and seeded number one for the finals. Even more, it was Kiri that had finished runner-up last year in the championship, while Aleena finished fifth. However, it was Aleena that was the 2005 Wisconsin state champion and had her mind set on winning an even bigger title. As fate would have it, both girls were 3-1 going into the final game and playing tough opponents. Both games were competitive and long, lasting 50 and 58 shoes. In the end, it was Aleena that prevailed over her opponent, Katie Thomsen of Nebraska, while Kiri fell to Crystal Sheehan of Minnesota. In her final match, Aleena landed 20 ringers out of her last 32 shoes (62.5%). The dramatic events of that final round had secured Aleena with her first well-deserved World title. Congratulations Aleena!

JUNIOR BOY'S & GIRL'S NINE & UNDER

by Chad Hyatt

Travis Sluys Wins the 9 and Under Division with Double Ringer

It's known the world over, that big things come in small packages. No one could have imagined a more explosive finish to the Junior Boys and Girls nine and Under Division than what was witnessed in Gillette this year. Travis Sluys of California, the only returning veteran from the 2005 Division Championships, overcame a late deficit to snatch the world title from Tanner Steineke of South Dakota in a 40-shoe playoff game.

The stands were packed and the boys had saved their best performance for the last. The crowd knew this would be a great game. Both boys had a low game of 10% and a high of 17.5% for the regular round. Both boys had one loss and only one ringer separated their percentages. The first match in the regular round had finished with a score of 23-22 in favor of Tanner. Each boy had thrown his best game of 17.5% against the other. With their confidence levels full, each boy set out in search of his first world title.

The game began with Travis hitting a ringer and taking an early lead. Every shoe thrown was full of crowd reactions and both players eyeing the stands after each round of applause or reaction. At 20 shoes, the lead was 12-8 in favor of Travis, as Tanner had put together a storm of ringers (five out of ten) moments earlier. Tanner wasn't finished as he found the stake even more during a three out of four streak. Now with the game winding down, the score was 21-14 in favor of Tanner and 34 shoes were completed. On the next pitch, Travis, the veteran, reached down deep and delivered a double ringer to bring the match to 21-20. Tanner answered back with a ringer of his own and took a commanding lead of 24-20 with only two shoes remaining. Following a double miss by Tanner, Travis delivered two of the best and most confident ringers ever to

capture the game and the crown of World Champion. Needless to say, the crowd went wild. Both boys had thrown their best game of the tournament, a 25% performance. This will certainly be a finish that won't be forgotten anytime soon.

SIX PAC



HORSESHOES®

Tournament Quality

Pitched in A-Z Classes
Discount on 6 Pair or more
ONE YEAR GUARANTEE

*Order direct or
from any NHPA Distributor*

SIX PAC HORSESHOES
4811 Tishomingo Road
Hillsboro, MO 63050
Attn: Harvey E. Wobbe
(636) 942-3544



2006 NHPA Hall Of Fame And Awards Banquet



2006 Achievement Award

Presented To

Don Titcomb

For Outstanding Service
To The Sport Of Horseshoe Pitching

2006 Achievement Award

Presented To

Harold Harget

For Outstanding Service
To The Sport Of Horseshoe Pitching

2006 Membership Award

Presented To

Hawaii

Largest Adult Membership
Increase From 2004 To 2005
23

2006 Membership Award

Presented To

Minnesota

Most 2005 Junior Members
111

2006 Membership Award

Presented To

Missouri

Largest Junior Membership
Increase From 2004 To 2005
16

2006 Membership Award

Presented To

Hawaii

Largest Increase In Membership
By Percentage 2004 To 2005
0.1949

Sanction League Director of the Year

Presented to

Ron Womack

Perfect Games

Alan Francis - Ohio, 30 Shoes

Alan Francis - Ohio, 38 Shoes

John Knapp, Sr. - Ohio, 12 Shoes

Dave Holmes - West Virginia, 18 Shoes

2006 Bob Pence Memorial Award

Presented To

Minnesota

Most 2005 Adult Members
906

2006 NHPA

Presidential Award

Presented To

Harvey Wobbe

With Sincere Appreciation For
Outstanding Service And Dedication
Promoting Horseshoe Pitching
At The State And National Levels

2006

Gene And Mary Van Sant Memorial Award

Presented To

Don Weaver

Given Each Year To The Regional Director Who
Displays The Attitude And Initiative Of Fulfilling
His/Her Duties Of Upholding The Image And
Extending The Recognition Of The
National Horseshoe Pitchers Association

2006

Arch Stokes Memorial Award

Presented To

Joe Faron




For Continuous Outstanding Service In
Promoting The Development And Growth Of
The Sport Of Horseshoe Pitching


NHPA Hall Of Fame Award

Ralph Kelly Spencer


Inducted

2006





MR. HORSESHOES


 "THE SHOE THAT FITS"
 DESIGNED AND BALANCED FOR THE FLIP



www.geocities.com/mrdshoes

— Order Direct From —
 MR. D. HORSESHOES, BOX 367, POST, TX 79356




JOHNNY DAVENPORT
 806/495-1686
 MASTERCARD & VISA ACCEPTED



THE TOE OF THE MR. D SHOE IS SMOOTH WITH A GOOD SLANT ON THE TOP SIDE FOR AN EASY GRIP AND A SOFT TOUCH DELIVERY

THE CALK ON THE BOTTOM OF THE MR. D SHOE WILL INTERLOCK ONTO THE TOP OF THE FIRST SHOE PITCHED, TO HELP PREVENT THE SECOND SHOE FROM REBOUNDING BACK OFF THE STAKE
NHPA APPROVED




\$55 per pair

PLUS \$8.00 SHIPPING & HANDLING TO THE 48 CONTIGUOUS STATES (MAY BE MORE ELSEWHERE)
 TEXAS RESIDENTS ADD 8 1/4% SALES TAX

— L-M-H WEIGHTS —
 WITH OR WITHOUT RINGER BREAKER

CAST FROM ALLOY STEEL
 GUARANTEED ONE YEAR AGAINST BREAKAGE (FROM ORIGINAL DATE OF PURCHASE)
NO SHOES SENT ON CONSIGNMENT

MENS DIVISION CHAMPIONSHIP CLASS



MENS DIVISION

Rank	Name	State	Score	R	SP	%	Opponent	Score	R	SP	%
1.	Alan Francis	OH	90.96	19	0	606	690	87.83	794		
2.	Walter Ray Williams, Jr.	FL	71.92	17	2	661	912	72.48	744		
3.	Gale Greene	VT	71.54	14	5	674	988	68.22	686		
4.	Mark Mauthe	WI	63.85	14	5	709	1062	66.76	719		
5.	Paul LaCrosse	CO	65.58	14	5	656	994	66.00	687		
6.	Colin Finnie	SK	69.62	13	6	700	1100	63.64	689		
7.	Jerry Comstock	CO	54.33	12	7	529	922	57.38	613		
8.	Darrell D Sherrard	IN	61.67	11	8	535	954	56.08	599		
9.	Rich Pintor	CO	63.65	10	9	656	1028	63.81	691		
10.	Ken Jones	NM	59.67	9	10	585	1000	58.50	588		
11.	Rick Bermingham	CA	55.38	9	10	583	1006	57.95	609		
12.	Stan Leis	ON	64.04	8	11	620	1038	59.73	586		
13.	Duncan McKenzie	NS	57.12	7	12	599	996	60.14	556		
14.	Robert Booe	KS	59.23	7	12	594	1018	58.35	576		
15.	Marcus Thomsen	NE	56.50	6	13	562	998	56.31	578		
16.	Ken Heinritz	WI	55.67	6	13	495	960	51.56	508		
17.	Jerry LaBrosse	MN	53.83	4	15	488	932	52.36	502		
18.	Mark Seibold	IN	54.42	4	15	488	942	51.80	510		
19.	Gary Kollmann	ID	60.00	3	16	545	998	54.61	498		
20.	David Mallory	OK	53.17	3	16	488	966	50.52	471		

CHAMPIONSHIP CLASS 2006 WORLD

1. Alan Francis-OH

OPPONENT	SCORE	R	SP	%
1. David Mallory	42/ 3	34	36	94.4
2. Jerry LaBrosse	40/ 6	27	30	90.0
3. Jerry Comstock	40/ 7	37	42	88.1
4. Mark Seibold	42/ 0	26	28	92.9
5. Rick Bermingham	41/ 4	27	32	84.4
6. Ken Heinritz	42/ 1	17	18	94.4
7. Marcus Thomsen	45/ 8	35	40	87.5
8. Duncan McKenzie	42/ 9	39	42	92.9
9. Robert Booe	45/ 5	26	30	86.7
10. Ken Jones	42/ 5	22	26	84.6
11. Gary Kollmann	40/18	39	48	81.3
12. Darrell D Sherrard	43/12	32	42	76.2
13. Rich Pintor	42/ 7	33	36	91.7
14. Mark Mauthe	42/22	40	48	83.3
15. Stan Leis	42/ 3	36	38	94.7
16. Paul LaCrosse	40/ 8	26	32	81.3
17. Colin Finnie	42/12	40	48	83.3
18. Gale Greene	42/ 4	46	48	95.8
19. Walter Ray Williams, Jr.	40/ 3	24	26	92.3
W-19 L-0	794	606	690	87.8

2. Walter Ray Williams, Jr.-FL

OPPONENT	SCORE	R	SP	%
1. Jerry LaBrosse	40/ 7	38	44	86.4
2. David Mallory	41/ 8	28	40	70.0
3. Mark Seibold	43/14	31	42	73.8
4. Jerry Comstock	41/ 9	24	30	80.0
5. Marcus Thomsen	45/20	41	60	68.3
6. Rick Bermingham	40/18	33	42	78.6
7. Robert Booe	42/14	27	34	79.4
8. Darrell D Sherrard	42/20	48	64	75.0
9. Duncan McKenzie	36/43	39	58	67.2
10. Ken Heinritz	40/13	32	44	72.7
11. Rich Pintor	40/29	50	74	67.6
12. Mark Mauthe	42/39	47	70	67.1
13. Ken Jones	42/10	34	42	81.0
14. Gary Kollmann	40/20	45	60	75.0
15. Paul LaCrosse	42/19	40	56	71.4
16. Stan Leis	40/ 9	28	40	70.0
17. Gale Greene	42/22	37	50	74.0
18. Colin Finnie	43/10	27	36	75.0
19. Alan Francis	3/40	12	26	46.2
W-17 L-2	744	661	912	72.5

3. Gale Greene-VT

OPPONENT	SCORE	R	SP	%
1. Jerry Comstock	29/40	21	44	47.7
2. Robert Booe	40/21	39	56	69.6
3. David Mallory	42/ 6	31	40	77.5
4. Jerry LaBrosse	41/33	29	50	58.0
5. Darrell D Sherrard	40/ 9	29	38	76.3
6. Mark Seibold	42/26	32	52	61.5
7. Ken Heinritz	42/17	48	66	72.7
8. Rick Bermingham	40/ 5	27	32	84.4
9. Marcus Thomsen	41/27	31	52	59.6
10. Duncan McKenzie	41/12	30	42	71.4
11. Ken Jones	42/16	43	56	76.8
12. Gary Kollmann	42/28	31	50	62.0
13. Stan Leis	40/29	44	64	68.8
14. Paul LaCrosse	41/23	43	54	79.6
15. Rich Pintor	35/44	70	92	76.1
16. Mark Mauthe	40/20	31	48	64.6
17. Walter Ray Williams, Jr.	22/42	31	50	62.0
18. Alan Francis	4/42	33	48	68.8
19. Colin Finnie	22/42	31	54	57.4
W-14 L-5	686	674	988	68.2

5. Paul LaCrosse-CO

OPPONENT	SCORE	R	SP	%
1. Rick Bermingham	23/40	29	50	58.0
2. Mark Seibold	42/10	32	42	76.2
3. Gary Kollmann	42/38	36	66	54.5
4. Marcus Thomsen	40/26	37	54	68.5
5. David Mallory	40/20	22	40	55.0
6. Duncan McKenzie	41/30	41	56	73.2
7. Ken Jones	43/16	33	46	71.7
8. Jerry LaBrosse	41/17	33	48	68.8
9. Jerry Comstock	40/18	29	42	69.0
10. Robert Booe	40/25	32	46	69.6
11. Ken Heinritz	41/12	39	56	69.6
12. Rich Pintor	38/41	36	60	60.0
13. Colin Finnie	41/34	54	74	73.0
14. Gale Greene	23/41	37	54	68.5
15. Walter Ray Williams, Jr.	19/42	34	56	60.7
16. Alan Francis	8/40	15	32	46.9
17. Darrell D Sherrard	40/14	18	30	60.0
18. Mark Mauthe	40/31	43	64	67.2
19. Stan Leis	45/30	56	78	71.8
W-14 L-5	687	656	994	66.0

7. Jerry Comstock-CO

OPPONENT	SCORE	R	SP	%
1. Gale Greene	40/29	26	44	59.1
2. Darrell D Sherrard	29/40	20	46	43.5
3. Alan Francis	7/40	26	42	61.9
4. Walter Ray Williams, Jr.	9/41	14	30	46.7
5. Mark Mauthe	28/42	29	50	58.0
6. Gary Kollmann	40/21	36	56	64.3
7. Stan Leis	41/13	30	44	68.2
8. Rich Pintor	42/25	39	58	67.2
9. Paul LaCrosse	18/40	21	42	50.0
10. Colin Finnie	17/41	34	64	53.1
11. Marcus Thomsen	41/37	37	68	54.4
12. Ken Jones	41/16	24	40	60.0
13. Rick Bermingham	17/40	20	40	50.0
14. Ken Heinritz	43/25	21	36	58.3
15. Duncan McKenzie	40/19	31	46	67.4
16. Robert Booe	40/34	32	64	50.0
17. Jerry LaBrosse	40/28	21	44	47.7
18. David Mallory	40/28	45	72	62.5
19. Mark Seibold	40/19	23	36	63.9
W-12 L-7	613	529	922	57.4

4. Mark Mauthe-WI

OPPONENT	SCORE	R	SP	%
1. Marcus Thomsen	41/22	37	50	74.0
2. Ken Heinritz	41/22	30	44	68.2
3. Duncan McKenzie	40/16	37	52	71.2
4. Robert Booe	42/23	38	52	73.1
5. Jerry Comstock	42/28	34	50	68.0
6. David Mallory	41/ 9	29	40	72.5
7. Rick Bermingham	42/36	31	48	64.6
8. Gary Kollmann	40/22	31	54	57.4
9. Mark Seibold	40/26	42	62	67.7
10. Jerry LaBrosse	40/33	32	58	55.2
11. Stan Leis	42/12	36	48	75.0
12. Walter Ray Williams, Jr.	39/42	46	70	65.7
13. Darrell D Sherrard	41/23	48	68	70.6
14. Alan Francis	22/42	33	48	68.8
15. Colin Finnie	41/21	55	74	74.3
16. Gale Greene	20/40	25	48	52.1
17. Ken Jones	33/40	44	68	64.7
18. Paul LaCrosse	31/40	40	64	62.5
19. Rich Pintor	41/30	41	64	64.1
W-14 L-5	719	709	1062	66.8

6. Colin Finnie-SK

OPPONENT	SCORE	R	SP	%
1. Mark Seibold	37/43	25	46	54.3
2. Gary Kollmann	42/39	36	56	64.3
3. Jerry LaBrosse	42/24	34	50	68.0
4. David Mallory	39/41	27	62	43.5
5. Robert Booe	40/30	42	62	67.7
6. Marcus Thomsen	40/28	31	52	59.6
7. Darrell D Sherrard	40/17	36	52	69.2
8. Ken Heinritz	40/19	23	40	57.5
9. Ken Jones	40/26	36	50	72.0
10. Jerry Comstock	41/17	41	64	64.1
11. Rick Bermingham	42/36	56	88	63.6
12. Duncan McKenzie	44/27	40	60	66.7
13. Paul LaCrosse	34/41	51	74	68.9
14. Stan Leis	42/32	44	66	66.7
15. Mark Mauthe	21/41	50	74	67.6
16. Rich Pintor	41/39	42	66	63.6
17. Alan Francis	12/42	31	48	64.6
18. Walter Ray Williams, Jr.	10/43	17	36	47.2
19. Gale Greene	42/22	38	54	70.4
W-13 L-6	689	700	1100	63.6

8. Darrell D Sherrard-IN

OPPONENT	SCORE	R	SP	%
1. Robert Booe	25/41	30	54	55.6
2. Jerry Comstock	40/29	22	46	47.8
3. Stan Leis	28/40	31	56	55.4
4. Rick Bermingham	41/29	33	60	55.0
5. Gale Greene	9/40	20	38	52.6
6. Jerry LaBrosse	40/23	22	44	50.0
7. Colin Finnie	17/40	28	52	53.8
8. Walter Ray Williams, Jr.	20/42	42	64	65.6
9. Ken Heinritz	42/23	25	50	50.0
10. David Mallory	45/25	25	46	54.3
11. Mark Seibold	40/30	31	58	53.4
12. Alan Francis	12/43	21	42	50.0
13. Mark Mauthe	23/41	41	68	60.3
14. Rich Pintor	42/31	33	50	66.0
15. Marcus Thomsen	40/ 8	26	34	76.5
16. Duncan McKenzie	40/20	36	52	69.2
17. Paul LaCrosse	14/40	10	30	33.3
18. Ken Jones	41/34	33	60	55.0
19. Gary Kollmann	40/29	26	50	52.0
W-11 L-8	599	535	954	56.1

9. Rich Pintor-CO

OPPONENT	SCORE	R	SP	%
1. Duncan McKenzie	41/33	35	58	60.3
2. Marcus Thomsen	41/28	32	48	66.7
3. Ken Heinritz	41/16	23	34	67.6
4. Gary Kollmann	42/19	35	46	76.1
5. Jerry LaBrosse	37/42	29	54	53.7
6. Ken Jones	40/34	35	58	60.3
7. David Mallory	43/9	24	34	70.6
8. Jerry Comstock	25/42	35	58	60.3
9. Rick Bermingham	39/40	26	52	50.0
10. Mark Seibold	44/12	26	40	65.0
11. Walter Ray Williams, Jr.	29/40	46	74	62.2
12. Paul LaCrosse	41/38	37	60	61.7
13. Alan Francis	7/42	21	36	58.3
14. Darrell D Sherrard	31/42	29	50	58.0
15. Gale Greene	44/35	72	92	78.3
16. Colin Finnie	39/41	41	66	62.1
17. Robert Booe	45/14	44	54	81.5
18. Stan Leis	32/40	27	50	54.0
19. Mark Mauthe	30/41	39	64	60.9
W-10 L-9	691	656	1028	63.8

11. Rick Bermingham-CA

OPPONENT	SCORE	R	SP	%
1. Paul LaCrosse	40/23	35	50	70.0
2. Stan Leis	40/37	32	60	53.3
3. Robert Booe	29/43	34	60	56.7
4. Darrell D Sherrard	29/41	31	60	51.7
5. Alan Francis	4/41	15	32	46.9
6. Walter Ray Williams, Jr.	18/40	25	42	59.5
7. Mark Mauthe	36/42	30	48	62.5
8. Gale Greene	5/40	15	32	46.9
9. Rich Pintor	40/39	29	52	55.8
10. Gary Kollmann	25/40	33	58	56.9
11. Colin Finnie	36/42	55	88	62.5
12. Mark Seibold	41/37	24	46	52.2
13. Jerry Comstock	40/17	27	40	67.5
14. Jerry LaBrosse	42/27	40	64	62.5
15. Ken Jones	36/44	32	66	48.5
16. David Mallory	40/17	31	44	70.5
17. Duncan McKenzie	42/25	33	50	66.0
18. Marcus Thomsen	42/31	31	60	51.7
19. Ken Heinritz	24/41	31	54	57.4
W-9 L-10	609	583	1006	58.0

13. Duncan McKenzie-NS

OPPONENT	SCORE	R	SP	%
1. Rich Pintor	33/41	34	58	58.6
2. Ken Jones	41/23	36	58	62.1
3. Mark Mauthe	16/40	30	52	57.7
4. Stan Leis	3/40	18	36	50.0
5. Mark Seibold	42/36	37	66	56.1
6. Paul LaCrosse	30/41	37	56	66.1
7. Jerry LaBrosse	42/23	27	46	58.7
8. Alan Francis	9/42	28	42	66.7
9. Walter Ray Williams, Jr.	43/36	42	58	72.4
10. Gale Greene	12/41	20	42	47.6
11. David Mallory	40/32	31	52	59.6
12. Colin Finnie	27/44	35	60	58.3
13. Gary Kollmann	43/23	34	56	60.7
14. Robert Booe	34/40	36	56	64.3
15. Jerry Comstock	19/40	25	46	54.3
16. Darrell D Sherrard	20/40	30	52	57.7
17. Rick Bermingham	25/42	29	50	58.0
18. Ken Heinritz	45/24	39	58	67.2
19. Marcus Thomsen	32/44	31	52	59.6
W-7 L-12	556	599	996	60.1

10. Ken Jones-NM

OPPONENT	SCORE	R	SP	%
1. Gary Kollmann	42/24	26	38	68.4
2. Duncan McKenzie	23/41	31	58	53.4
3. Marcus Thomsen	45/37	43	66	65.2
4. Ken Heinritz	40/28	42	66	63.6
5. Stan Leis	33/41	36	62	58.1
6. Rich Pintor	34/40	33	5	56.9
7. Paul LaCrosse	16/43	25	46	54.3
8. David Mallory	42/38	27	54	50.0
9. Colin Finnie	26/40	32	50	64.0
10. Alan Francis	5/42	9	26	34.6
11. Gale Greene	16/42	33	56	58.9
12. Jerry Comstock	16/41	17	40	42.5
13. Walter Ray Williams, Jr.	10/42	24	42	57.1
14. Mark Seibold	40/23	32	46	69.6
15. Rick Bermingham	44/36	34	66	51.5
16. Jerry LaBrosse	41/23	21	34	61.8
17. Mark Mauthe	40/33	44	68	64.7
18. Darrell D Sherrard	34/41	30	60	50.0
19. Robert Booe	41/23	46	64	71.9
W-9 L-10	588	585	1000	58.5

12. Stan Leis-ON

OPPONENT	SCORE	R	SP	%
1. Ken Heinritz	32/42	28	58	48.3
2. Rick Bermingham	37/40	32	60	53.3
3. Darrell D Sherrard	40/28	34	56	60.7
4. Duncan McKenzie	40/3	31	36	86.1
5. Ken Jones	41/33	38	62	61.3
6. Robert Booe	40/26	41	64	64.1
7. Jerry Comstock	13/41	22	44	50.0
8. Mark Seibold	40/11	25	36	69.4
9. Jerry LaBrosse	42/21	29	40	72.5
10. Marcus Thomsen	32/44	30	66	45.5
11. Mark Mauthe	12/42	28	48	58.3
12. David Mallory	32/41	38	68	55.9
13. Gale Greene	29/40	40	64	62.5
14. Colin Finnie	32/42	40	66	60.6
15. Alan Francis	3/42	23	38	60.5
16. Walter Ray Williams, Jr.	9/40	18	40	45.0
17. Gary Kollmann	42/37	40	64	62.5
18. Rich Pintor	40/32	31	50	62.0
19. Paul LaCrosse	30/45	52	78	66.7
W-8 L-11	586	620	1038	59.7

14. Robert Booe-KS

OPPONENT	SCORE	R	SP	%
1. Darrell D Sherrard	41/25	36	54	66.7
2. Gale Greene	21/40	33	56	58.9
3. Rick Bermingham	43/29	38	60	63.3
4. Mark Mauthe	23/42	32	52	61.5
5. Colin Finnie	30/40	39	62	62.9
6. Stan Leis	26/40	33	64	51.6
7. Walter Ray Williams, Jr.	14/42	17	34	50.0
8. Marcus Thomsen	40/14	27	42	64.3
9. Alan Francis	5/45	12	30	40.0
10. Paul LaCrosse	25/40	27	46	58.7
11. Jerry LaBrosse	41/26	31	48	64.6
12. Ken Heinritz	37/42	28	64	43.8
13. David Mallory	40/36	34	66	51.5
14. Duncan McKenzie	40/34	37	56	66.1
15. Mark Seibold	36/41	39	62	62.9
16. Jerry Comstock	34/40	31	64	48.4
17. Rich Pintor	14/45	34	54	63.0
18. Gary Kollmann	43/8	28	40	70.0
19. Ken Jones	23/41	38	64	59.4
W-7 L-12	576	594	1018	58.3

15. Marcus Thomsen-NE

OPPONENT	SCORE	R	SP	%
1. Mark Mauthe	22/41	30	50	60.0
2. Rich Pintor	28/41	28	48	58.3
3. Ken Jones	37/45	41	66	62.1
4. Paul LaCrosse	26/40	33	54	61.1
5. Walter Ray Williams, Jr.	20/45	33	60	55.0
6. Colin Finnie	28/40	27	52	51.9
7. Alan Francis	8/45	22	40	55.0
8. Robert Booe	14/40	19	42	45.2
9. Gale Greene	27/41	27	52	51.9
10. Stan Leis	44/32	36	66	54.5
11. Jerry Comstock	37/41	36	68	52.9
12. Jerry LaBrosse	42/26	23	42	54.8
13. Mark Seibold	42/39	28	58	48.3
14. David Mallory	42/17	31	46	67.4
15. Darrell D Sherrard	8/40	15	34	44.1
16. Gary Kollmann	36/40	43	64	67.2
17. Ken Heinritz	42/22	26	44	59.1
18. Rick Bermingham	31/42	29	60	48.3
19. Duncan McKenzie	44/32	35	52	67.3
W-6 L-13	578	562	998	56.3

17. Jerry LaBrosse-MN

OPPONENT	SCORE	R	SP	%
1. Walter Ray Williams, Jr.	7/40	26	44	59.1
2. Alan Francis	6/40	16	30	53.3
3. Colin Finnie	24/42	28	50	56.0
4. Gale Greene	33/41	27	50	54.0
5. Rich Pintor	42/37	31	54	57.4
6. Darrell D Sherrard	23/40	17	44	38.6
7. Duncan McKenzie	23/42	20	46	43.5
8. Paul LaCrosse	17/41	26	48	54.2
9. Stan Leis	21/42	23	40	57.5
10. Mark Mauthe	33/40	31	58	53.4
11. Robert Booe	26/41	25	48	52.1
12. Marcus Thomsen	26/42	18	42	42.9
13. Ken Heinritz	19/42	29	60	48.3
14. Rick Bermingham	27/42	36	64	56.3
15. Gary Kollmann	41/17	29	48	60.4
16. Ken Jones	23/41	15	34	44.1
17. Jerry Comstock	28/40	19	44	43.2
18. Mark Seibold	40/29	34	58	58.6
19. David Mallory	43/38	38	70	54.3
W-4 L-15	502	488	932	52.4

19. Gary Kollmann-ID

OPPONENT	SCORE	R	SP	%
1. Ken Jones	24/42	21	38	55.3
2. Colin Finnie	39/42	35	56	62.5
3. Paul LaCrosse	38/42	35	66	53.0
4. Rich Pintor	19/42	28	46	60.9
5. Ken Heinritz	40/35	26	48	54.2
6. Jerry Comstock	21/40	31	56	55.4
7. Mark Seibold	18/40	18	48	37.5
8. Mark Mauthe	22/40	26	54	48.1
9. David Mallory	17/42	18	48	37.5
10. Rick Bermingham	40/25	38	58	65.5
11. Alan Francis	18/40	31	48	64.6
12. Gale Greene	28/42	28	50	56.0
13. Duncan McKenzie	23/43	28	56	50.0
14. Walter Ray Williams, Jr.	20/40	38	60	63.3
15. Jerry LaBrosse	17/41	22	48	45.8
16. Marcus Thomsen	40/36	44	64	68.8
17. Stan Leis	37/42	38	64	59.4
18. Robert Booe	8/43	17	40	42.5
19. Darrell D Sherrard	29/40	23	50	46.0
W-3 L-16	498	545	998	54.6

16. Ken Heinritz-WI


OPPONENT	SCORE	R	SP	%
1. Stan Leis	42/32	31	58	53.4
2. Mark Mauthe	22/41	23	44	52.3
3. Rich Pintor	16/41	15	34	44.1
4. Ken Jones	28/40	41	66	62.1
5. Gary Kollmann	35/40	23	48	47.9
6. Alan Francis	1/42	3	18	16.7
7. Gale Greene	17/42	40	66	60.6
8. Colin Finnie	19/40	17	40	42.5
9. Darrell D Sherrard	23/42	21	50	42.0
10. Walter Ray Williams, Jr.	13/40	24	44	54.5
11. Paul LaCrosse	12/41	30	56	53.6
12. Robert Booe	42/37	31	64	48.4
13. Jerry LaBrosse	42/19	34	60	56.7
14. Jerry Comstock	25/43	15	36	41.7
15. David Mallory	40/34	30	56	53.6
16. Mark Seibold	44/34	30	64	46.9
17. Marcus Thomsen	22/42	20	44	45.5
18. Duncan McKenzie	24/45	31	58	53.4
19. Rick Bermingham	41/24	36	54	66.7
W-6 L-13	508	495	960	51.6

18. Mark Seibold-IN

OPPONENT	SCORE	R	SP	%
1. Colin Finnie	43/37	26	46	56.5
2. Paul LaCrosse	10/42	21	42	50.0
3. Walter Ray Williams, Jr.	14/43	22	42	52.4
4. Alan Francis	0/42	12	28	42.9
5. Duncan McKenzie	36/42	35	66	53.0
6. Gale Greene	26/42	26	52	50.0
7. Gary Kollmann	40/18	26	48	54.2
8. Stan Leis	11/40	16	36	44.4
9. Mark Mauthe	26/40	38	62	61.3
10. Rich Pintor	12/44	16	40	40.0
11. Darrell D Sherrard	30/40	29	58	50.0
12. Rick Bermingham	37/41	22	46	47.8
13. Marcus Thomsen	39/42	27	58	46.6
14. Ken Jones	23/40	26	46	56.5
15. Robert Booe	41/36	40	62	64.5
16. Ken Heinritz	34/44	27	64	42.2
17. David Mallory	40/27	32	52	61.5
18. Jerry LaBrosse	29/40	30	58	51.7
19. Jerry Comstock	19/40	17	36	47.2
W-4 L-15	510	488	942	51.8


20. David Mallory-OK

OPPONENT	SCORE	R	SP	%
1. Alan Francis	3/42	21	36	58.3
2. Walter Ray Williams, Jr.	8/41	18	40	45.0
3. Gale Greene	6/42	19	40	47.5
4. Colin Finnie	41/39	27	62	43.5
5. Paul LaCrosse	20/40	17	40	42.5
6. Mark Mauthe	9/41	20	40	50.0
7. Rich Pintor	9/43	14	34	41.2
8. Ken Jones	38/42	25	54	46.3
9. Gary Kollmann	42/17	25	48	52.1
10. Darrell D Sherrard	25/45	19	46	41.3
11. Duncan McKenzie	32/40	28	52	53.8
12. Stan Leis	41/32	42	68	61.8
13. Robert Booe	36/40	35	66	53.0
14. Marcus Thomsen	17/42	21	46	45.7
15. Ken Heinritz	34/40	29	56	51.8
16. Rick Bermingham	17/40	24	44	54.5
17. Mark Seibold	27/40	27	52	51.9
18. Jerry Comstock	28/40	40	72	55.6
19. Jerry LaBrosse	38/43	37	70	52.9
W-3 L-16	471	488	966	50.5




MENS DIVISION A1 2006 WORLD

1. Alan Francis	OH	89.30	13	0	473	520	90.96	476
2. Walter Ray Williams, Jr.	FL	77.93	10	3	374	520	71.92	400
3. Gale Greene	VT	76.78	10	3	372	520	71.54	339
4. Colin Finnie	SK	65.70	10	3	362	520	69.62	361
5. Paul LaCrosse	CO	70.11	9	4	341	520	65.58	300
6. Robert Booe	KS	65.79	6.5	6.5	308	520	59.23	293
7. Mark Mauthe	WI	74.40	6	7	332	520	63.85	310
8. Rich Pintor	CO	68.02	5	8	331	520	63.65	306
9. Duncan McKenzie	NS	64.67	5	8	297	520	57.12	283
10. Rick Bermingham	CA	63.86	5	8	288	520	55.38	298
11. Stan Leis	ON	64.28	4	9	333	520	64.04	277
12. Mark Seibold	IN	62.47	3.5	9.5	283	520	54.42	237
13. Ricky L Hall	VA	68.20	2	11	268	520	51.54	249
14. Charles Killgore	MO	66.94	2	11	253	520	48.65	230




MENS DIVISION A2 2006 WORLD

1. Gary Kollmann	ID	55.39	14	1	360	600	60.00	513
2. Darrell D Sherrard	IN	59.66	11.5	3.5	370	600	61.67	484
3. Ken Jones	NM	59.21	11	4	358	600	59.67	461
4. Marcus Thomsen	NE	57.60	10	5	339	600	56.50	437
5. Ken Heinritz	WI	59.28	9	6	334	600	55.67	386
6. Jerry LaBrosse	MN	55.00	8	7	323	600	53.83	407
7. Don Davis	WA	59.84	7.5	7.5	314	600	52.33	398
8. Jerry Comstock	CO	62.45	7	8	326	600	54.33	395
9. Alan Larson	MN	57.30	7	8	318	600	53.00	347
10. Keith Boone	CA	59.46	7	8	304	600	50.67	368
11. Paul Quam	WA	55.05	7	8	291	600	48.50	396
12. Terry Koivisto	ON	58.12	7	8	291	600	48.50	380
13. Brooks Symank	TX	55.12	7	8	288	600	48.00	338
14. Chad Hyatt	NV	60.42	3.5	11.5	301	600	50.17	312
15. Gene Kuiken	WA	55.12	2	13	224	600	37.33	264
16. Marcos Munoz	CO	57.16	1.5	13.5	286	600	47.67	334




MENS DIVISION B1 2006 WORLD

1. David Mallory	OK	51.20	14	1	319	600	53.17	531
2. Terry Steinke	AB	54.19	11	4	318	600	53.00	500
3. Dan Carter	DE	53.54	9.5	5.5	257	600	42.83	450
4. Jim Renfro	MO	54.06	9	6	286	600	47.67	410
5. Sam Boone	CA	51.88	9	6	262	600	43.67	394
6. Bill Jarvis	OR	54.37	8.5	6.5	254	600	42.33	348
7. Brian Fisher	OH	51.06	7.5	7.5	283	600	47.17	420
8. James S. Kinney, Jr.	MO	52.16	7.5	7.5	267	600	44.50	421
9. Foster Kenton, Jr.	NV	51.90	7	8	296	600	49.33	440
10. Ray Volkers	MN	53.28	7	8	270	600	45.00	391
11. Mike Fishnick	IA	53.11	7	8	267	600	44.50	392
12. Rick Archuleta	NM	51.47	6	9	279	600	46.50	422
13. Milton Renville	SD	51.76	6	9	262	600	43.67	394
14. Robert Murray	OR	51.34	6	9	221	600	36.83	342
15. Bob Renfro	MO	53.59	5	10	230	600	38.33	328




MENS DIVISION B2 2006 WORLD

1. Richard Andrysiak	IL	48.65	10.5	2.5	240	520	46.15	455
2. Roy Buhler	UT	48.25	10	3	234	520	45.00	405
3. Wilfred Korpela	MN	49.77	9.5	3.5	213	520	40.96	390
4. Jerry Werk	MN	48.09	8	5	239	520	45.96	418
5. Mike Thomsen	NE	47.34	8	5	223	520	42.88	368
6. Mark Stevens	WI	50.47	8	5	208	520	40.00	384
7. Daniel Martin	NM	47.50	8	5	205	520	39.42	363
8. Kingston Lindsey	CA	47.05	7	6	214	520	41.15	404
9. Gerald Weikert	WI	50.59	7	6	195	520	37.50	380
10. David Cowan	VA	48.40	6	7	187	520	35.96	341
11. Donald Swegel	KS	50.93	5	8	202	520	38.85	336
12. Pudge Dahl	WI	49.70	2	11	158	520	30.38	251
13. David Davis	OK	47.83	2	11	128	520	24.62	219




MENS DIVISION C1 2006 WORLD

1. Gary Wood	UT	46.42	15	0	282	600	47.00	515
2. Rick Griego	CO	45.98	13.5	1.5	286	600	47.67	491
3. Tom Costa	NV	46.50	10.5	4.5	265	600	44.17	467
4. John E Willi	NY	46.34	9	6	264	600	44.00	512
5. Robert D. White	PA	46.69	9	6	228	600	38.00	376
6. George Tanner	MI	45.38	8	7	240	600	40.00	445
7. Ken Frame	WI	46.91	8	7	224	600	37.33	381
8. Darrell Beckwith	MT	46.86	7.5	7.5	216	600	36.00	366
9. Howard Hawes	FL	45.38	7	8	257	600	42.83	423
10. Kerry Morris	WI	46.53	7	8	243	600	40.50	395
11. Bruce McLinn	WI	45.24	7	8	231	600	38.50	413
12. Jim Duncan	WY	45.09	6	9	228	600	38.00	357
13. Archie Sexton	IN	46.56	5	10	222	600	37.00	351
14. Herschel E Walters	IN	46.43	4	11	177	600	29.50	294
15. Carl McFarland	IN	46.28	3.5	11.5	239	600	39.83	359




MENS DIVISION C2 2006 WORLD

1. Tim Bayerl	MN	44.35	12	3	272	600	45.33	478
2. Jeff Coile	GA	42.84	11	4	254	600	42.33	477
3. Harvey Schake	NE	44.50	11	4	253	600	42.17	481
4. Rusty Sisler	CO	43.95	10	5	262	600	43.67	430
5. Terry Sternberg	WI	43.98	10	5	237	600	39.50	429
6. Larry Gallegos	NM	44.30	9	6	248	600	41.33	501
7. LaVerne Wipf	SD	44.05	8.5	6.5	231	600	38.50	443
8. Dennis Simler	IL	42.87	8	7	227	600	37.83	428
9. Ron Hopfauf	ND	43.36	7	8	226	600	37.67	394
10. Doug P. Anderson	IA	44.15	7	8	218	600	36.33	360
11. Bob Bloss Jr.	MO	44.28	6.5	8.5	216	600	36.00	382
12. Ralph Parra	AZ	44.06	6	9	209	600	34.83	337
13. Ray Hawkins	OR	43.33	5.5	9.5	183	600	30.50	340
14. Evan Pickett	ID	43.54	3	12	227	600	37.83	356
15. David Holliday	PA	43.97	3	12	200	600	33.33	305
16. Ken Perry	KS	44.37	2.5	12.5	200	600	33.33	335




MENS DIVISION D1 2006 WORLD

1. Stanley Barney	MN	42.62	14	2	276	640	43.13	473
2. Randy Priddy, Sr.	NM	42.08	13	3	258	640	40.31	501
3. Stuart Sipma	ND	42.12	12	3	252	600	42.00	439
4. Giles Roy	ON	41.47	10	5	261	600	43.50	458
5. Jim Link	WA	42.16	10	5	250	600	41.67	454
6. Bob Knudtson	MN	41.05	9	6	246	600	41.00	399
7. Harvey Kooy	CA	41.06	9	6	230	600	38.33	418
8. Mel Pittman	CA	42.53	9	6	200	600	33.33	376
9. Michael L. Gillespie	MO	41.94	8	7	246	600	41.00	419
10. Howard Reed	KS	41.36	8	7	224	600	37.33	420
11. Revis McKee	CA	42.34	6	9	227	600	37.83	365
12. Gene Shuler	WY	41.43	5	10	204	600	34.00	315
13. Emery Brandt	NE	42.45	4	11	222	600	37.00	372
14. Ray Groskinsky	WI	42.26	3	12	231	600	38.50	365
15. Joe Belcavitch	PA	41.88	0	14	32	160	20.00	58



MENS DIVISION D2 2006 WORLD

1. Jeremy Crowe	SD	41.01	13.5	1.5	251	600	41.83	488
2. Merle Alswager	NE	39.74	11	4	243	600	40.50	490
3. Jack Price	MT	40.11	10.5	4.5	243	600	40.50	435
4. Alan Mercer	ON	41.01	10	5	223	600	37.17	434
5. Homer Page	PA	39.16	10	5	190	600	31.67	383
6. Carl Mercer	CA	40.43	9	6	222	600	37.00	429
7. Tom Routh	KS	39.94	9	6	215	600	35.83	442
8. David Spears	ID	40.88	8.5	6.5	236	600	39.33	390
9. John Barney, Sr.	CA	40.46	7.5	7.5	215	600	35.83	397
10. Matt Urick	MT	40.00	7	8	232	600	38.67	396
11. John Johnson	MT	38.94	6.5	8.5	221	600	36.83	419
12. Sam Good	IN	39.13	5	10	213	600	35.50	389
13. David Cowan, Sr.	VA	40.00	5	10	194	600	32.33	327
14. John Setzer	MO	39.67	3.5	11.5	167	600	27.83	316
15. Maurice Stern	BC	39.27	3	12	145	600	24.17	272
16. Pat Wemhoff	NE	39.07	1	14	163	600	27.17	292




MENS DIVISION E1 2006 WORLD

1. Vine Marks	SD	38.80	11	3	176	560	31.43	414
2. Joseph Maestas	WY	38.67	10	4	202	560	36.07	418
3. Paul R Dinsmore	MD	38.92	9.5	3.5	191	520	36.73	368
4. Bob Roy	WV	38.00	9	4	169	520	32.50	341
5. Bryan Wilson	CO	38.33	8	5	182	520	35.00	386
6. Patrick R Kanaly	FL	38.76	8	5	149	520	28.65	348
7. John Vlcán	NE	38.06	7.5	5.5	181	520	34.81	375
8. Jack Fehringer	CO	37.74	7	6	204	520	39.23	397
9. Gene Limbach	NE	38.87	6	7	191	520	36.73	400
10. Lester Bartels	KS	37.57	4.5	8.5	147	520	28.27	303
11. Dale Stromberg	CO	37.42	4.5	8.5	139	520	26.73	316
12. James Parr	CA	37.86	3	10	140	520	26.92	314
13. Glenn Rippetoe	CA	37.62	3	10	135	520	25.96	285
14. Larry Huffman	UT	38.58	1	12	84	520	16.15	182




MENS DIVISION E2 2006 WORLD

1. Jim Price	ID	37.20	12	1	210	520	40.38	402
2. Bobby Faulkner	ID	36.88	11	2	191	520	36.73	398
3. Jacob David	MN	35.60	9	4	203	520	39.04	397
4. Walter Hunt	MD	36.36	9	4	201	520	38.65	412
5. John Garcia	CA	33.51	8	5	156	520	30.00	349
6. Deme Pineda	CO	37.12	7	6	173	520	33.27	404
7. John Wemhoff	NE	35.09	7	6	124	520	23.85	293
8. Joe L Martin	ND	35.60	6.5	6.5	154	520	29.62	324
9. Dave Volz	WI	36.12	5.5	7.5	168	520	32.31	339
10. Dave Burrows	AB	36.08	5	8	152	520	29.23	292
11. Wayne Saulsbury	DE	35.88	4.5	8.5	119	520	22.88	265
12. Donald Harmon	SD	37.35	4	9	152	520	29.23	275
13. Lee Watkins	IL	36.35	1.5	11.5	126	520	24.23	257
14. Dick Hansen	WI	35.71	1	12	115	520	22.12	260




MENS DIVISION F1 2006 WORLD

1. Marvin Dirks	IA	34.64	10.5	4.5	187	600	31.17	436
2. Mel Banks	WY	34.74	10	5	183	600	30.50	408
3. Jerry Jessmore	NY	34.87	9.5	5.5	204	600	34.00	415
4. Vic Magnus	WA	33.76	9.5	5.5	173	600	28.83	424
5. Don Ballard	OH	34.02	9	6	183	600	30.50	426
6. Brent Wood	ID	35.08	8	7	194	600	32.33	427
7. Joe Aldana	CA	34.35	8	7	180	600	30.00	397
8. Perry Huff	CA	34.51	8	7	156	600	26.00	364
9. Oscar Arneson	MT	33.88	8	7	146	600	24.33	380
10. Dean Bennett	MT	33.78	7.5	7.5	170	600	28.33	392
11. Rick Eddy	CA	34.16	7	8	166	600	27.67	400
12. Bill Marvin	IL	34.89	7	8	145	600	24.17	337
13. Roy Stallsmith	NM	34.21	6.5	8.5	213	600	35.50	389
14. Steve Ellis	UT	34.31	6	9	163	600	27.17	348
15. Dan Smith	MT	33.77	4.5	10.5	150	600	25.00	348
16. Leon Bell	OK	34.28	1	14	69	544	12.68	190




MENS DIVISION F2 2006 WORLD

1. Melvin Jeardoe	KS	32.32	13	2	201	600	33.50	462
2. Al Ross	OK	32.89	11	4	208	600	34.67	451
3. Ralph Marthaler	WI	33.45	11	4	203	600	33.83	491
4. Robert Schlieve	MT	33.05	11	4	187	600	31.17	370
5. Kurt Whaley	SD	33.08	11	4	166	600	27.67	431
6. Mark Bergon	CO	32.17	10	5	179	600	29.83	409
7. Mike Deer	OK	33.39	8	7	196	600	32.67	414
8. Ronald Kohn	MI	32.74	8	7	180	600	30.00	386
9. LaVerne Schroeder	IL	32.50	8	7	164	600	27.33	404
10. Richard Giese	MN	33.33	8	7	159	600	26.50	414
11. John A. Martinez	CO	32.87	6	9	154	600	25.67	345
12. Glen Wessel	ID	32.96	5	10	124	600	20.67	291
13. Pat McCabe	WY	32.38	4	11	126	600	21.00	260
14. Rick Wright	MN	33.62	3	12	151	600	25.17	309
15. Larry Langewisch	MO	32.48	2	12	55	200	27.50	119




MENS DIVISION G1 2006 WORLD

1. Ralph Richardson	MO	32.10	12	1	185	520	35.58	465
2. Dave Morales	CO	31.67	11	2	180	520	34.62	478
3. Galen Kozel	WI	31.68	10	3	171	520	32.88	405
4. Joe Mueller	MN	31.60	9	4	168	520	32.31	400
5. Jim Ganther	WI	31.48	7.5	5.5	161	520	30.96	373
6. Ray Burt	NE	31.64	7.5	5.5	141	520	27.12	366
7. James M. David	MN	31.09	7	6	115	520	22.12	313
8. Bob Bender	OR	31.79	5	8	130	520	25.00	305
9. Ron Highley	MO	31.48	5	8	130	520	25.00	289
10. Guy Casey	WV	31.56	4.5	8.5	97	520	18.65	238
11. Hollis Morris	WA	31.80	4	9	132	520	25.38	299
12. Ray Collard	AZ	30.94	3	10	111	520	21.35	263
13. George Preis	WY	30.97	3	10	103	520	19.81	248
14. Duane McGrath	CA	31.92	2.5	10.5	95	520	18.27	245




MENS DIVISION G2 2006 WORLD

1. William E. Brown	MO	30.19	13	2	195	600	32.50	484
2. Lyle Saine	CO	29.68	12	3	212	600	35.33	501
3. Chuck Warner	OH	30.27	11.5	3.5	198	600	33.00	463
4. Pete Kumlien	WI	30.53	10	5	144	600	24.00	376
5. Paul Mommens	NE	30.49	9	6	147	600	24.50	377
6. James Hagerott	ND	30.75	8.5	6.5	166	600	27.67	371
7. Ray Mallo	WI	30.90	8.5	6.5	139	600	23.17	353
8. Charles Casey	WV	30.87	8.5	6.5	137	600	22.83	376
9. Danny Kyle	CA	30.93	7	8	169	600	28.17	371
10. Felix Alvarado	CA	30.83	7	8	144	600	24.00	395
11. Dan Griffin	CA	29.76	7	8	137	600	22.83	312
12. Jim Rebrovich	MN	29.96	6	9	149	600	24.83	354
13. Ken Morrell	CO	30.76	5	10	157	600	26.17	352
14. Casey Sluys	CA	29.75	4	11	128	600	21.33	309
15. Mike Lund	ND	30.72	3	12	143	600	23.83	309



MENS DIVISION H1 2006 WORLD

1. Rick Parmer	WY	29.19	13.5	1.5	176	600	29.33	465
2. Robert Chubinsky	CA	29.65	11.5	3.5	176	600	29.33	415
3. Richard DeWall	ND	29.00	10.5	4.5	180	600	30.00	420
4. Jeff McDonald	CO	29.23	10	5	186	600	31.00	406
5. Dave Rowin	MT	28.65	10	5	162	600	27.00	401
6. Fritz Oberst	CA	28.39	10	5	144	600	24.00	392
7. Danny Wetzel	MO	29.55	9.5	5.5	146	600	24.33	401
8. Sam Godbouldt	CA	29.40	8.5	6.5	126	600	21.00	360
9. Alan Knippen	SD	28.35	8	7	151	600	25.17	420
10. Robert Martinez	CO	29.18	5.5	9.5	140	600	23.33	312
11. Larry Ingraham	MI	29.04	5.5	9.5	126	600	21.00	332
12. Rick Sprague	ID	29.39	5.5	9.5	121	600	20.17	324
13. Butch Fink	WY	28.84	5	10	119	600	19.83	291
14. Rex Tauscher	WA	29.51	4	11	122	600	20.33	328
15. Bill Trader	ND	29.00	3	12	89	600	14.83	243




MENS DIVISION H2 2006 WORLD

1. Ronnie Miller	GA	27.96	12	3	181	600	30.17	437
2. Larry Hoyt	ND	27.33	11	4	163	600	27.17	424
3. Anthony Klubben	ND	27.53	10	5	177	600	29.50	458
4. Ted Haynish	CA	28.24	10	5	150	600	25.00	371
5. Larry Brabec	MN	27.44	9	6	138	600	23.00	369
6. Ron Heutink	WA	28.23	8.5	6.5	146	600	24.33	376
7. Dan Murray	ID	27.69	8	7	149	600	24.83	423
8. Richard Robbins	CA	27.67	8	7	147	600	24.50	372
9. Larry Chaney	CO	28.02	7	8	172	600	28.67	362
10. George Moraza	WI	28.00	7	8	161	600	26.83	382
11. Marv Bennett	WI	28.24	6.5	8.5	144	600	24.00	331
12. Roy R Larzelere	IN	28.07	6.5	8.5	127	600	21.17	340
13. Doug Strong	AZ	27.50	6	9	147	600	24.50	339
14. Tom Dunham	SD	27.20	5.5	9.5	138	600	23.00	322
15. Craig Smith	WY	27.85	4	11	127	600	21.17	286
16. Pat Bacus	WY	27.88	1	14	3	120	2.50	27



MENS DIVISION I1 2006 WORLD

1. Inge Byrkjeland	NOR	25.66	12	1	155	520	29.81	412
2. John SeEVERS	NE	26.16	10	3	140	520	26.92	404
3. Jerry Redding	MT	26.91	10	3	118	520	22.69	333
4. Terry Halvorsen	PA	26.36	10	3	117	520	22.50	367
5. Richard Seyler	DE	26.38	9	4	95	520	18.27	335
6. Lee McCumsey	IL	26.70	8	5	110	520	21.15	312
7. Glen Cook	MT	25.93	7	6	117	520	22.50	304
8. Gary Fuller	WA	26.77	6.5	6.5	102	520	19.62	272
9. Paul Highlander	MT	26.25	5.5	7.5	113	520	21.73	287
10. Jim Eldred	PA	25.70	5	8	102	520	19.62	278
11. Alex Mazur	SK	25.50	4	9	88	520	16.92	275
12. Ray Sharp	WY	26.88	2	11	65	520	12.50	238
13. Tim Jensen	UT	27.16	2	11	65	520	12.50	191



MENS DIVISION I2 2006 WORLD

1. Alan Ringo	OR	25.32	12	3	136	600	22.67	413
2. Richard Morgan	SD	24.70	10	5	150	600	25.00	371
3. Joe Beneky	IL	24.11	10	5	140	600	23.33	416
4. Sam Ramos	CO	24.70	9	6	133	600	22.17	375
5. Ed Ramos	CO	25.00	9	6	129	600	21.50	373
6. Windell Stephens	CA	25.14	9	6	104	600	17.33	328
7. Dale Karlstrom	MT	24.75	8	7	127	600	21.17	327
8. Bruce Kahm	MT	23.89	8	7	107	600	17.83	309
9. Charlie Marquez	ID	24.90	8	7	104	600	17.33	327
10. Larry Hopper	NE	24.63	7.5	7.5	116	600	19.33	360
11. Robert Beagle	MI	25.00	7.5	7.5	109	600	18.17	347
12. Verne Hamm	WY	24.82	7	8	136	600	22.67	353
13. Berditte Finton	SD	24.66	6	9	126	600	21.00	356
14. Gary Snider	WY	24.30	5	10	117	600	19.50	297
15. Harry Begay	CA	24.34	4	11	78	600	13.00	301




MENS DIVISION J1 2006 WORLD

1. Derek Willoughby	WY	23.82	13	2	117	600	19.50	381
2. Dan Rollins	ID	22.64	12.5	2.5	126	600	21.00	434
3. George Eckstrom	WI	23.28	11.5	3.5	146	600	24.33	492
4. Jacob Shimek	ND	22.58	10	5	157	600	26.17	427
5. Ron Nostdahl	WY	23.56	10	5	145	600	24.17	433
6. Ernest Ellermann, Jr.	MO	22.97	9	6	106	600	17.67	317
7. Guy Fleming	WI	23.33	7.5	7.5	126	600	21.00	364
8. Roy Evans	MO	23.07	7	8	106	600	17.67	304
9. Rick McCabe	WY	23.31	6	9	118	600	19.67	353
10. Charles Bishop	UT	23.04	5.5	9.5	93	600	15.50	335
12. Jim Quist	WA	23.88	5.5	9.5	88	600	14.67	296
13. John Alonge	CA	23.47	5.5	9.5	69	600	11.50	285
14. Randy Walsh	SD	23.33	5	10	112	600	18.67	321
15. John Maurer	WY	23.63	4	11	61	600	10.17	221
16. David Watson	TX	23.61	2	13	82	600	13.67	249




MENS DIVISION J2 2006 WORLD

1. Sid Dubs	NE	22.36	11	4	160	600	26.67	463
2. John Riemenschneider	CO	22.08	10.5	4.5	130	600	21.67	369
3. Doyle Adamson	CO	20.75	10	5	136	600	22.67	409
4. Don Wozniak	WI	21.70	10	5	117	600	19.50	379
5. Bob Cutright, Sr.	MO	20.71	9	6	122	600	20.33	382
6. Bino Maestas	WY	20.96	8	7	121	600	20.17	365
7. Jim Vigil	CO	22.50	8	7	119	600	19.83	370
8. Michael Gribben	MT	22.27	8	7	110	600	18.33	342
9. Larry Tipton	MT	21.48	8	7	94	600	15.67	336
10. Mark Nord	WI	21.61	7	8	117	600	19.50	315
11. Buddy Ayer	GA	21.02	7	8	97	600	16.17	352
12. Richard Nygaard	UT	21.61	7	8	97	600	16.17	271
13. Dale Ackman	MN	21.14	6	9	112	600	18.67	288
14. Howard Forsythe	SD	21.58	6	9	104	600	17.33	341
15. Mike Holley	AB	21.49	2.5	12.5	80	600	13.33	243
16. Jerry Henwood	WY	21.20	2	13	64	600	10.67	226



MENS DIVISION K1 2006 WORLD

1. Larry Harnett	NE	19.47	12.5	3.5	145	640	22.66	445
2. Arlen Lee	SD	20.68	11.5	4.5	144	640	22.50	476
3. Paul Denney	SD	20.14	10	5	118	600	19.67	349
4. Patrick Urick	MT	19.40	10	5	107	600	17.83	316
5. Art Camarena	WY	20.58	9.5	5.5	147	600	24.50	435
6. Dan Custard	NE	20.27	9.5	5.5	109	600	18.17	347
7. Rick Elich	CO	19.28	9	6	122	600	20.33	356
8. Homer Cain	OK	20.38	8	7	91	600	15.17	352
9. John Kiser, Jr.	WY	20.00	7	8	112	600	18.67	327
10. Jerry Marshik	MN	19.71	6	9	89	600	14.83	290
11. Galen Bieber	WY	19.94	6	9	83	600	13.83	315
12. Scott Gallaway	CA	20.38	5.5	9.5	73	600	12.17	271
13. Mike Rogers	IL	20.23	5.5	9.5	68	600	11.33	302
14. Bob Schnaible	SD	20.37	5	10	66	600	11.00	254
15. Randy Jorgenson	ND	20.47	4	11	113	600	18.83	291
16. Butch Ealy	WY	19.66	2	13	63	600	10.50	177




MENS DIVISION K2 2006 WORLD

1. Ray Carpenter	WY	17.95	11.5	3.5	107	600	17.83	403
2. Gale Cole	ID	18.33	11	4	116	600	19.33	417
3. Mike Zahn	WI	19.12	11	4	114	600	19.00	399
4. David R Garen	FL	19.11	11	4	93	600	15.50	375
5. Harold Kennedy	NE	19.17	9.5	5.5	106	600	17.67	370
6. Dave Willoughby	WY	18.75	9.5	5.5	77	600	12.83	313
7. Orval Carling	MT	17.76	9	6	103	600	17.17	358
8. George Chichura	MO	18.13	7	8	80	600	13.33	314
9. Van Burt	ID	17.92	7	8	80	600	13.33	300
10. Keith Berry	WY	18.09	7	8	77	600	12.83	270
11. Daren Chambers	MN	18.37	6	9	73	600	12.17	291
12. Robin Constance	MN	17.60	5.5	9.5	81	600	13.50	277
13. Daniel Schardin	MN	17.24	5.5	9.5	69	600	11.50	294
14. Keenan Burt	ID	17.41	5	10	87	600	14.50	286
15. Jerry Rose	NE	18.38	2.5	12.5	51	600	8.50	207
16. Archie Hubl	NE	17.20	2	13	69	600	11.50	222




MENS DIVISION L1 2006 WORLD

1. Alan Jones	IL	15.17	14	3	148	680	21.76	503
2. Justin Sipma	ND	16.57	12	4	157	640	24.53	467
3. Ken Rodenberg	CO	16.47	13	4	98	680	14.41	412
4. B C Struble	SD	17.09	12	4	132	640	20.63	416
5. Channing Funk	AZ	17.10	11	4	126	600	21.00	421
6. Scott Wine	CA	17.10	10.5	4.5	99	600	16.50	367
7. Mike House	MT	16.72	9	6	80	600	13.33	294
8. Richard Sewell	CO	16.97	7	8	106	600	17.67	369
9. A.J. Jim Mortinger, Jr.	KS	15.87	6.5	8.5	109	600	18.17	334
10. Timothy Warren	SD	15.07	6.5	8.5	97	600	16.17	309
11. Clyde Cobbley	ID	16.91	4.5	10.5	100	600	16.67	270
12. Rick Chaney	CO	15.15	4.5	10.5	75	600	12.50	250
13. Jim H. Robinson	ID	15.50	4	11	79	600	13.17	278
14. Rich Carvell	IL	15.97	4	11	70	600	11.67	259
15. Walt Loudon	ID	15.13	3	12	59	600	9.83	208
16. Richard Johnson	TX	17.06	1.5	13.5	45	600	7.50	171



MENS DIVISION L2 2006 WORLD

1. Noah Elich	CO	15.00	10	4	73	560	13.04	300
2. Richard Schultz	KS	12.33	9	5	91	560	16.25	302
3. Jim Rushing	CA	13.45	9	4	82	520	15.77	307
4. John Roberts, Jr.	MT	14.59	8.5	4.5	58	520	11.15	260
5. Gary O'Connell	MT	12.61	8	5	70	520	13.46	290
6. Joshua Routh	KS	13.16	7	6	84	520	16.15	272
7. Don Ehrhardt	MN	12.85	7	6	42	520	8.08	239
8. Steve Bruemmer	MO	14.57	6.5	6.5	58	520	11.15	238
9. Don Edwards	WY	13.88	6	7	62	520	11.92	242
10. Don Smith	IA	13.85	6	7	46	520	8.85	248
11. Bernard Lee	SD	15.00	4.5	8.5	50	520	9.62	226
12. Mark Stevens	AL	14.13	4	9	37	520	7.12	191
13. Ray Herman	MO	14.21	3.5	9.5	37	520	7.12	199
14. Whitey Stout	WY	12.35	3	10	45	520	8.65	182



MENS DIVISION M1 2006 WORLD

1. Richard Trujillo	CO	9.45	10	1	45	440	10.23	247
2. Micah Snead	MN	10.09	9.5	1.5	62	440	14.09	259
3. Bill Kern	WY	8.11	8	3	54	440	12.27	271
4. Jay Ganther	WI	10.14	7	4	44	440	10.00	237
5. Tom Raymond	UT	10.42	7	4	41	440	9.32	237
6. Daryl Snyder	ND	11.68	7	4	37	440	8.41	189
7. David Raymond	CT	7.81	6	5	28	440	6.36	174
8. Luke Rowe	MN	7.74	4	7	12	440	2.73	138
9. Robin Matti	WY	4.50	3.5	7.5	17	440	3.86	125
10. Tony Greub	ID	8.18	3	8	30	440	6.82	159
11. Delbert Harrison	WY	7.47	1	10	15	440	3.41	99
12. Robert DeHart	ID	9.29	0	11	19	440	4.32	106

SENIOR MENS DIVISION CHAMPIONSHIP CLASS



SENIOR MENS DIVISION

CHAMPIONSHIP CLASS 2006 WORLD

1. Tom Westbrook	SC	65.67	11-0	353	528	66.86	458
2. Richard Altis	MO	59.00	9-2	325	504	64.48	405
3. Paul Stewart	NC	55.83	8-3	323	542	59.59	426
4. Bob Lautenschleger	OH	56.33	7-4	274	496	55.24	388
5. Levi Miller	OH	52.00	6-5	282	526	53.61	337
6. Gerald Stangland	MN	62.00	5-6	287	506	56.72	343
7. Dick Dvorak	MN	53.67	5-6	272	544	50.00	322
8. Bob Vandivier	IL	49.67	4-7	247	508	48.62	307
9. Mick Gillette	MO	51.00	4-7	251	518	48.46	305
10. Kurt von Kleist, Jr.	PA	59.17	3-8	240	512	46.88	258
11. Russ Phillips	WA	52.00	2-9	268	548	48.91	289
12. George Huntington	IL	50.17	2-9	265	544	48.71	299

1. Tom Westbrook-SC

OPPONENT	SCORE	R	SP	%
1. Bob Vandivier	42/ 7	25	36	69.4
2. George Huntington	40/25	31	54	57.4
3. Mick Gillette	42/ 8	31	42	73.8
4. Russ Phillips	42/ 9	22	30	73.3
5. Levi Miller	45/21	32	48	66.7
6. Dick Dvorak	42/ 1	24	30	80.0
7. Paul Stewart	40/34	43	70	61.4
8. Bob Lautenschleger	41/23	34	52	65.4
9. Richard Altis	42/26	43	62	69.4
10. Kurt von Kleist, Jr.	40/15	25	38	65.8
11. Gerald Stangland	42/36	43	66	65.2
W-1 L-0	458	353	528	66.9

2. Richard Altis-MO

OPPONENT	SCORE	R	SP	%
1. Russ Phillips	40/21	31	50	62.0
2. Levi Miller	40/12	26	40	65.0
3. Dick Dvorak	40/12	29	42	69.0
4. Bob Vandivier	42/ 5	18	26	69.2
5. George Huntington	15/40	21	46	45.7
6. Mick Gillette	40/16	29	44	65.9
7. Gerald Stangland	41/35	48	66	72.7
8. Kurt von Kleist, Jr.	40/15	23	36	63.9
9. Tom Westbrook	26/42	39	62	62.9
10. Paul Stewart	40/23	31	48	64.6
11. Bob Lautenschleger	41/16	30	44	68.2
W-9 L-2	405	325	504	64.5

3. Paul Stewart-NC

OPPONENT	SCORE	R	SP	%
1. Dick Dvorak	36/42	31	58	53.4
2. Bob Vandivier	42/32	26	50	52.0
3. George Huntington	41/24	29	48	60.4
4. Mick Gillette	42/23	23	48	47.9
5. Russ Phillips	42/ 9	20	30	66.7
6. Levi Miller	40/11	23	34	67.6
7. Tom Westbrook	34/40	41	70	58.6
8. Gerald Stangland	42/10	23	30	76.7
9. Bob Lautenschleger	40/39	39	66	59.1
10. Richard Altis	23/40	27	48	56.3
11. Kurt von Kleist, Jr.	44/31	41	60	68.3
W-8 L-3	426	323	542	59.6

5. Levi Miller-OH

OPPONENT	SCORE	R	SP	%
1. Bob Lautenschleger	19/40	23	50	46.0
2. Richard Altis	12/40	17	40	42.5
3. Kurt von Kleist, Jr.	42/10	30	44	68.2
4. Gerald Stangland	42/ 9	26	40	65.0
5. Tom Westbrook	21/45	24	48	50.0
6. Paul Stewart	11/40	14	34	41.2
7. Mick Gillette	42/38	36	74	48.6
8. Bob Vandivier	23/40	28	54	51.9
9. Russ Phillips	45/20	29	44	65.9
10. George Huntington	40/24	25	48	52.1
11. Dick Dvorak	40/23	30	50	60.0
W-6 L-5	337	282	526	53.6

7. Dick Dvorak-MN

OPPONENT	SCORE	R	SP	%
1. Paul Stewart	42/36	32	58	55.2
2. Bob Lautenschleger	21/41	21	46	45.7
3. Richard Altis	12/40	20	42	47.6
4. Kurt von Kleist, Jr.	41/10	27	44	61.4
5. Gerald Stangland	24/41	22	46	47.8
6. Tom Westbrook	1/42	11	30	36.7
7. Bob Vandivier	40/38	28	56	50.0
8. George Huntington	40/28	29	52	55.8
9. Mick Gillette	37/40	24	48	50.0
10. Russ Phillips	41/39	35	72	48.6
11. Levi Miller	23/40	23	50	46.0
W-5 L-6	322	272	544	50.0

9. Mick Gillette-MO

OPPONENT	SCORE	R	SP	%
1. Kurt von Kleist, Jr.	43/ 9	18	34	52.9
2. Gerald Stangland	41/33	22	42	52.4
3. Tom Westbrook	8/42	21	42	50.0
4. Paul Stewart	23/42	18	48	37.5
5. Bob Lautenschleger	13/41	15	32	46.9
6. Richard Altis	16/40	23	44	52.3
7. Levi Miller	38/42	34	74	45.9
8. Russ Phillips	14/42	20	44	45.5
9. Dick Dvorak	40/37	26	48	54.2
10. Bob Vandivier	29/40	22	50	44.0
11. George Huntington	40/25	32	60	53.3
W-4 L-7	305	251	518	48.5

4. Bob Lautenschleger-OH

OPPONENT	SCORE	R	SP	%
1. Levi Miller	40/19	28	50	56.0
2. Dick Dvorak	41/21	27	46	58.7
3. Bob Vandivier	42/ 9	24	40	60.0
4. George Huntington	24/45	11	38	28.9
5. Mick Gillette	41/13	24	32	75.0
6. Russ Phillips	42/32	23	52	44.2
7. Kurt von Kleist, Jr.	40/18	24	40	60.0
8. Tom Westbrook	23/41	28	52	53.8
9. Paul Stewart	39/40	38	66	57.6
10. Gerald Stangland	40/16	25	36	69.4
11. Richard Altis	16/41	22	44	50.0
W-7 L-4	388	274	496	55.2

6. Gerald Stangland-MN

OPPONENT	SCORE	R	SP	%
1. George Huntington	40/20	26	48	54.2
2. Mick Gillette	33/41	19	42	45.2
3. Russ Phillips	43/25	30	50	60.0
4. Levi Miller	9/42	16	40	40.0
5. Dick Dvorak	41/24	29	46	63.0
6. Bob Vandivier	40/14	21	34	61.8
7. Richard Altis	35/41	45	66	68.2
8. Paul Stewart	10/42	12	30	40.0
9. Kurt von Kleist, Jr.	40/25	30	48	62.5
10. Bob Lautenschleger	16/40	18	36	50.0
11. Tom Westbrook	36/42	41	66	62.1
W-5 L-6	343	287	506	56.7

8. Bob Vandivier-IL

OPPONENT	SCORE	R	SP	%
1. Tom Westbrook	7/42	15	36	41.7
2. Paul Stewart	32/42	21	50	42.0
3. Bob Lautenschleger	9/42	14	40	35.0
4. Richard Altis	5/42	6	26	23.1
5. Kurt von Kleist, Jr.	39/44	29	62	46.8
6. Gerald Stangland	14/40	13	34	38.2
7. Dick Dvorak	38/40	28	56	50.0
8. Levi Miller	40/23	31	54	57.4
9. George Huntington	41/14	31	44	70.5
10. Mick Gillette	40/29	27	50	54.0
11. Russ Phillips	42/18	32	56	57.1
W-4 L-7	307	247	508	48.6

10. Kurt von Kleist, Jr.-PA


OPPONENT	SCORE	R	SP	%
1. Mick Gillette	9/43	7	34	20.6
2. Russ Phillips	41/31	30	60	50.0
3. Levi Miller	10/42	19	44	43.2
4. Dick Dvorak	10/41	17	44	38.6
5. Bob Vandivier	44/39	30	62	48.4
6. George Huntington	40/23	24	46	52.2
7. Bob Lautenschleger	18/40	19	40	47.5
8. Richard Altis	15/40	14	36	38.9
9. Gerald Stangland	25/40	27	48	56.3
10. Tom Westbrook	15/40	17	38	44.7
11. Paul Stewart	31/44	36	60	60.0
W-3 L-8	258	240	512	46.9

11. Russ Phillips-WA

OPPONENT	SCORE	R	SP	%
1. Richard Altis	21/40	27	50	54.0
2. Kurt von Kleist, Jr.	31/41	29	60	48.3
3. Gerald Stangland	25/43	25	50	50.0
4. Tom Westbrook	9/42	12	30	40.0
5. Paul Stewart	9/42	10	30	33.3
6. Bob Lautenschleger	32/42	22	52	42.3
7. George Huntington	43/31	34	60	56.7
8. Mick Gillette	42/14	29	44	65.9
9. Levi Miller	20/45	21	44	47.7
10. Dick Dvorak	39/41	36	72	50.0
11. Bob Vandivier	18/42	23	56	41.1
W-2 L-9	289	268	548	48.9


12. George Huntington-IL

OPPONENT	SCORE	R	SP	%
1. Gerald Stangland	20/ 40	18	48	37.5
2. Tom Westbrook	25/ 40	27	54	50.0
3. Paul Stewart	24/ 41	24	48	50.0
4. Bob Lautenschleger	45/ 24	19	38	50.0
5. Richard Altis	40/ 15	28	46	60.9
6. Kurt von Kleist, Jr.	23/ 40	21	46	45.7
7. Russ Phillips	31/ 43	29	60	48.3
8. Dick Dvorak	28/ 40	26	52	50.0
9. Bob Vandivier	14/ 41	23	44	52.3
10. Levi Miller	24/ 40	20	48	41.7
11. Mick Gillette	25/ 40	30	60	50.0
W-2 L-9	299	265	544	48.7




SENIOR MENS DIVISION A FINALS 2006 WORLD

1. Richard Altis	MO	65.53	13	2	354	600	59.00	428
2. Gerald Stangland	MN	68.93	12	3	372	600	62.00	498
3. Bob Lautenschleger	OH	65.72	11.5	3.5	338	600	56.33	429
4. Tom Westbrook	SC	68.82	11	4	394	600	65.67	450
5. Kurt von Kleist, Jr.	PA	64.59	10	5	355	600	59.17	439
6. Dick Dvorak	MN	60.12	9.5	5.5	322	600	53.67	426
7. Paul Stewart	NC	60.49	9	6	335	600	55.83	369
8. Levi Miller, Jr.	OH	56.46	8.5	6.5	312	600	52.00	404
9. George Huntington	IL	54.52	8	7	301	600	50.17	428
10. Mick Gillette	MO	58.79	5.5	9.5	306	600	51.00	377
11. Bob Vandivier	IL	56.26	5	10	298	600	49.67	327
12. Russ Phillips	WA	59.00	4.5	10.5	312	600	52.00	329
13. David Loucks	CA	53.47	4	11	275	600	45.83	376
14. John Sylvester	CA	56.95	4	11	249	600	41.50	312
15. Leo Laumbach	NM	55.61	3.5	11.5	290	600	48.33	347
16. Dave Schorbahn	WI	52.55	1	14	252	600	42.00	263




SENIOR MENS DIVISION B FINALS 2006 WORLD

1. Steve Wiegert	WI	48.45	12	4	287	640	44.84	540
2. Dave Storck	AZ	47.70	11	5	295	640	46.09	522
3. C. Leo Buell	IA	48.91	10.5	4.5	272	600	45.33	463
4. Richard Augustson	OR	50.27	10.5	4.5	248	600	41.33	467
5. Don Conklin	CO	46.97	10	5	264	600	44.00	467
6. Paul McGee	MD	45.86	8	7	266	600	44.33	371
7. Kenneth Schaver	IL	49.04	8	7	259	600	43.17	415
8. Gregg Craven	MO	46.98	8	7	253	600	42.17	407
9. Fred Shepard	CO	44.44	7.5	7.5	242	600	40.33	402
10. Carl Kaiser	IA	44.93	7	8	227	600	37.83	380
11. Doug McConnell	KS	49.53	6	9	240	600	40.00	349
12. Dennis Keaney	TX	45.14	6	9	227	600	37.83	383
13. Barry Chapelle	OR	49.87	5.5	9.5	246	600	41.00	411
14. LeRoy J. Law	IA	47.56	5	10	238	600	39.67	378
15. Bun Carley	WI	45.96	5	10	226	600	37.67	327
16. James Hess	FL	46.34	1	14	171	600	28.50	268




SENIOR MENS DIVISION C FINALS 2006 WORLD

1. Hal Griswold	CA	44.21	12	4	318	640	49.69	525
2. Arnold Crow	AR	43.01	12	5	313	680	46.03	546
3. Billy Gill	AR	43.22	11	5	286	640	44.69	489
4. Kenneth Tate	IL	42.28	10.5	4.5	265	600	44.17	469
5. Harold Boyer	WA	40.48	10.5	4.5	224	600	37.33	456
6. Jim Aleckson	MN	43.23	10	5	280	600	46.67	500
7. Bernard Martell	OR	44.43	10	5	280	600	46.67	494
8. Ted Freeman	OH	43.05	6.5	8.5	206	600	34.33	382
9. Robert Hummell	OR	40.73	6.5	8.5	205	600	34.17	373
10. Mel Yockstick	CO	41.26	6	9	207	600	34.50	397
11. Phil Plotke	WY	44.19	6	9	205	600	34.17	373
12. George Brouwer	ON	39.84	6	9	179	600	29.83	332
13. Terry Cuthbertson	KS	44.43	5	10	203	600	33.83	304
14. Byron Edwards	MN	41.30	5	10	184	600	30.67	337
15. Don Claas	MO	40.64	3	12	117	600	19.50	241
16. Stan Bonnes	CO	40.01	2	13	86	280	30.71	152



SENIOR MENS DIVISION D FINALS 2006 WORLD

1. Brady Craven	MO	38.26	14	1	239	600	39.83	505
2. Butch/Everett White	MT	35.71	13	2	252	600	42.00	552
3. Don Claffey	MT	38.03	11	4	211	600	35.17	429
4. Gasper Romero	CO	36.19	9.5	5.5	207	600	34.50	409
5. Donald Miller	MT	36.28	9	6	187	600	31.17	389
6. Larry Getts	WA	36.65	8	7	163	600	27.17	386
7. Lenard Pedersen	NE	37.72	7.5	7.5	181	600	30.17	392
8. Robert Tuscany	CA	35.62	7	8	181	600	30.17	345
9. Lannie Robison	IL	36.73	7	8	179	600	29.83	366
10. Bob Humphreys	AR	35.66	6.5	8.5	229	600	38.17	425
11. Charles Buddy Short	FL	34.28	6	9	173	600	28.83	327
12. Bud Nelson	MN	38.27	6	9	166	600	27.67	353
13. Archie Filley	SD	37.68	6	9	160	600	26.67	317
14. Jim Bainter	MO	34.28	5	10	148	600	24.67	307
15. Jerry Presley	CA	35.16	4.5	10.5	162	600	27.00	312



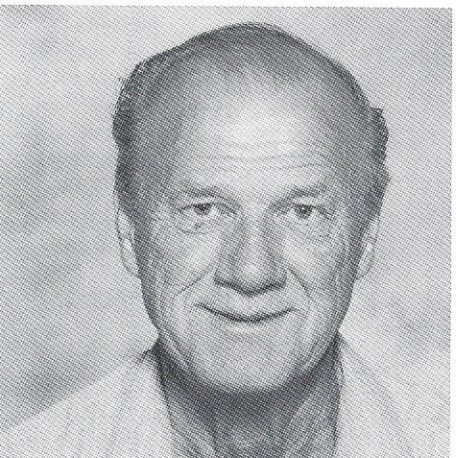
SENIOR MENS DIVISION E FINALS 2006 WORLD

1. Earl Vanderhart	ON	34.24	13	3	206	640	32.19	443
2. Floyd Maxwell	TN	33.91	12	4	216	640	33.75	517
3. Leon Proper	PA	31.60	11.5	3.5	203	600	33.83	461
4. Herb Boschman	BC	33.41	11	4	167	600	27.83	406
5. Robert Bastel	MO	31.12	9	6	189	600	31.50	394
6. Jose Duran	CO	33.17	9	6	167	600	27.83	398
7. Gerald Rollins	MN	32.64	8	7	195	600	32.50	449
8. Bob Jennerjohn	WA	30.93	8	7	166	600	27.67	368
9. Harlan Nielsen	SD	30.56	7.5	7.5	173	600	28.83	410
10. Everett Snead	CO	33.43	7	8	153	600	25.50	364
11. Dick Guill	OH	31.29	7	8	148	600	24.67	349
12. James H Shilling	IN	33.11	6.5	8.5	143	600	23.83	328
13. Frank Fernandez	CA	30.33	5.5	9.5	141	600	23.50	350
14. Charles Knotts	NM	32.50	5	10	164	600	27.33	354
15. Chuck Warner	OR	32.60	1	14	58	600	9.67	128



SENIOR MENS DIVISION F FINALS 2006 WORLD


1. Bob Beaver	MO	27.76	11	2	150	520	28.85	393
2. Leo Rundell	WY	28.74	10	3	151	520	29.04	379
3. Gaston Dallaire	ON	28.31	9.5	3.5	143	520	27.50	413
4. Julius Hamilton	SC	25.50	8.5	4.5	131	520	25.19	362
5. Pete Pintor	CO	29.90	8	5	129	520	24.81	321
6. Dave Hummel	OH	29.33	8	5	107	520	20.58	348
7. Walter Leis	ON	26.79	7	6	158	520	30.38	338
8. John Petraitis	CO	28.79	7	6	136	520	26.15	364
9. Walter Burtner	PA	27.67	7	6	107	520	20.58	309
10. Ray L. McGrady	CO	29.73	5	8	121	520	23.27	332
11. Duane Wisdom	OR	25.88	5	8	113	520	21.73	310
12. Ed Emery	NJ	28.24	3	10	81	520	15.58	253
13. Larry Holmes	NE	27.22	2	11	92	520	17.69	223
14. Larry Jorgensen	CO	28.45	0	13	70	520	13.46	166



SENIOR MENS DIVISION G FINALS 2006 WORLD

1. Marvin Timm	MN	23.48	13	3	147	640	22.97	474
2. John Trollope	KS	17.78	13	4	100	680	14.71	401
3. Glen Berglund	MN	23.06	12	4	145	640	22.66	453
4. Jerry R. Dugan	KS	16.70	11	4	117	600	19.50	385
5. Jim Vukonich	MT	22.65	10.5	4.5	107	600	17.83	403
6. Chuck Owens	OR	19.80	10.5	4.5	96	600	16.00	381
7. James McCord	IL	21.10	9	6	136	600	22.67	417
8. Jake Eager	CA	20.52	9	6	129	600	21.50	378
9. Elroy Wixo	ND	18.24	9	6	128	600	21.33	407
10. John Patrick Card	MI	24.67	7	8	118	600	19.67	370
11. Bob Berry	CO	14.24	5	10	82	600	13.67	303
12. Floyd Hix, Jr.	VA	24.33	5	10	77	600	12.83	320
13. Larry Anderson	MO	14.00	5	10	55	600	9.17	247
14. Steve Schumann	KS	4.37	2	13	21	600	3.50	141
15. George Tipton	OR	4.70	1	14	17	600	2.83	117
16. Loren Smith	OH	13.50	0	15	51	600	8.50	168

ELDER 30 FOOT DIVISION CHAMPIONSHIP CLASS



ELDER MENS '30' FOOT DIVISION

		ELDER MENS '30' FOOT DIVISION		CHAMPIONSHIP CLASS 2006 WORLD				
1.	Ed Arionus	TX	74.33	11-1	511	676	75.59	491
2.	DW Story	TN	75.17	10-2	478	596	80.20	480
3.	Paul McCreery	TX	75.17	9-2	427	586	72.87	403
4.	Roland Kleinschmidt	SD	66.67	8-3	427	610	70.00	418
5.	Don Kies	CA	61.00	6-5	346	546	63.37	343
6.	Dick Wilson	WY	66.67	6-5	347	576	60.24	302
7.	Bobby Fields	TN	69.33	5-6	397	588	67.52	337
8.	Paul Burkitt	OH	59.33	5-6	313	556	56.29	325
9.	John Rutherford	TX	60.17	3-8	358	574	62.37	316
10.	Clayton Gage	WI	65.00	3-8	267	548	48.72	283
11.	Dee Powell	CO	60.67	1-10	285	524	54.39	243
12.	Calvin Motsinger	NC	61.67	0-11	124	248	50.00	95

1. Ed Arionus-TX

OPPONENT	SCORE	R	SP	%
1. Dee Powell	42/6	25	30	83.3
2. Don Kies	40/28	38	60	63.3
3. Calvin Motsinger	40/23	30	44	68.2
4. Clayton Gage	40/20	41	58	70.7
5. Paul Burkitt	42/15	31	42	73.8
6. John Rutherford	40/26	56	70	80.0
7. Roland Kleinschmidt	39/40	43	62	69.4
8. Bobby Fields	42/17	47	60	78.3
9. DW Story	41/28	67	84	79.8
10. Paul McCreery	44/14	54	62	87.1
11. Dick Wilson	40/7	28	38	73.7
12. DW Story	41/36	51	66	77.3
W-11 L-1	491	511	676	75.6

2. DW Story-TN

OPPONENT	SCORE	R	SP	%
1. John Rutherford	42/12	40	50	80.0
2. Dee Powell	45/5	31	34	91.2
3. Don Kies	40/23	37	52	71.2
4. Calvin Motsinger	40/0	19	20	95.0
5. Clayton Gage	45/9	29	34	85.3
6. Paul Burkitt	42/15	40	52	76.9
7. Bobby Fields	40/10	35	42	83.3
8. Dick Wilson	40/8	34	42	81.0
9. Ed Arionus	28/41	64	84	76.2
10. Roland Kleinschmidt	41/21	37	46	80.4
11. Paul McCreery	41/23	62	74	83.8
12. Ed Arionus	36/41	50	66	75.8
W-10 L-2	480	478	596	80.2

3. Paul McCreery-TX

OPPONENT	SCORE	R	SP	%
1. Paul Burkitt	40/20	30	42	71.4
2. John Rutherford	40/36	50	78	64.1
3. Dee Powell	43/17	28	38	73.7
4. Don Kies	40/13	39	50	78.0
5. Calvin Motsinger	42/20	30	42	71.4
6. Clayton Gage	41/11	25	36	69.4
7. Dick Wilson	40/5	30	42	71.4
8. Roland Kleinschmidt	40/35	53	72	73.6
9. Bobby Fields	40/15	42	50	84.0
10. Ed Arionus	14/44	44	62	71.0
11. DW Story	23/41	56	74	75.7
W-9 L-2	403	427	586	72.9

4. Roland Kleinschmidt-SD

OPPONENT	SCORE	R	SP	%
1. Calvin Motsinger	41/4	21	26	80.8
2. Clayton Gage	42/39	45	70	64.3
3. Paul Burkitt	40/24	25	46	54.3
4. John Rutherford	42/16	33	50	66.0
5. Dee Powell	45/22	47	64	73.4
6. Don Kies	40/20	34	46	73.9
7. Ed Arionus	40/39	43	62	69.4
8. Paul McCreery	35/40	50	72	69.4
9. Dick Wilson	30/40	53	74	71.6
10. DW Story	21/41	31	46	67.4
11. Bobby Fields	42/13	45	54	83.3
W-8 L-3	418	427	610	70.0

5. Don Kies-CA

OPPONENT	SCORE	R	SP	%
1. Bobby Fields	7/42	27	44	61.4
2. Ed Arionus	28/40	35	60	58.3
3. DW Story	23/40	32	52	61.5
4. Paul McCreery	13/40	31	50	62.0
5. Dick Wilson	40/27	51	76	67.1
6. Roland Kleinschmidt	20/40	28	46	60.9
7. John Rutherford	41/10	26	34	76.5
8. Dee Powell	41/12	35	46	76.1
9. Calvin Motsinger	41/0	29	50	58.0
10. Clayton Gage	45/33	30	56	53.6
11. Paul Burkitt	44/7	22	32	68.8
W-6 L-5	343	346	546	63.4

7. Bobby Fields-TN

OPPONENT	SCORE	R	SP	%
1. Don Kies	42/7	38	44	86.4
2. Calvin Motsinger	40/26	39	62	62.9
3. Clayton Gage	35/41	31	52	59.6
4. Paul Burkitt	38/41	50	70	71.4
5. John Rutherford	41/35	40	58	69.0
6. Dee Powell	41/27	34	52	65.4
7. DW Story	10/40	25	42	59.5
8. Ed Arionus	17/42	39	60	65.0
9. Paul McCreery	15/40	34	50	68.0
10. Dick Wilson	45/11	31	44	70.5
11. Roland Kleinschmidt	13/42	36	54	66.7
W-5 L-6	337	397	588	67.5

9. John Rutherford-TX

OPPONENT	SCORE	R	SP	%
1. DW Story	12/42	29	50	58.0
2. Paul McCreery	36/40	51	78	65.4
3. Dick Wilson	23/41	31	54	57.4
4. Roland Kleinschmidt	16/42	24	50	48.0
5. Bobby Fields	35/41	39	58	67.2
6. Ed Arionus	26/40	52	70	74.3
7. Don Kies	10/41	16	34	47.1
8. Clayton Gage	42/8	26	38	68.4
9. Paul Burkitt	35/42	24	46	52.2
10. Calvin Motsinger	40/0	25	36	69.4
11. Dee Powell	41/22	41	60	68.3
W-3 L-8	316	358	574	62.4

11. Dee Powell-CO

OPPONENT	SCORE	R	SP	%
1. Ed Arionus	6/42	12	30	40.0
2. DW Story	5/45	17	34	50.0
3. Paul McCreery	17/43	19	38	50.0
4. Dick Wilson	23/40	24	48	50.0
5. Roland Kleinschmidt	22/45	40	64	62.5
6. Bobby Fields	27/41	29	52	55.8
7. Calvin Motsinger	42/0	14	18	77.8
8. Don Kies	12/41	24	46	52.2
9. Clayton Gage	32/40	25	54	46.3
10. Paul Burkitt	35/44	48	80	60.0
11. John Rutherford	22/41	33	60	55.0
W-1 L-10	243	285	524	54.4

6. Dick Wilson-WY

OPPONENT	SCORE	R	SP	%
1. Clayton Gage	41/15	29	44	65.9
2. Paul Burkitt	41/33	34	60	56.7
3. John Rutherford	41/23	36	54	66.7
4. Dee Powell	40/23	30	48	62.5
5. Don Kies	27/40	47	76	61.8
6. Calvin Motsinger	41/22	34	54	63.0
7. Paul McCreery	5/40	19	42	45.2
8. DW Story	8/40	24	42	57.1
9. Roland Kleinschmidt	40/30	56	74	75.7
10. Bobby Fields	11/45	19	44	43.2
11. Ed Arionus	7/40	19	38	50.0
W-6 L-5	302	347	576	60.2

8. Paul Burkitt-OH


OPPONENT	SCORE	R	SP	%
1. Paul McCreery	20/40	22	42	52.4
2. Dick Wilson	33/41	33	60	55.0
3. Roland Kleinschmidt	24/40	20	46	43.5
4. Bobby Fields	41/38	51	70	72.9
5. Ed Arionus	15/42	24	42	57.1
6. DW Story	15/42	31	52	59.6
7. Clayton Gage	44/37	22	58	37.9
8. Calvin Motsinger	40/0	20	28	71.4
9. John Rutherford	42/35	27	46	58.7
10. Dee Powell	44/35	52	80	65.0
11. Don Kies	7/44	11	32	34.4
W-5 L-6	325	313	556	56.3

10. Clayton Gage-WI

OPPONENT	SCORE	R	SP	%
1. Dick Wilson	15/41	21	44	47.7
2. Roland Kleinschmidt	39/42	42	70	60.0
3. Bobby Fields	41/35	33	52	63.5
4. Ed Arionus	20/40	34	58	58.6
5. DW Story	9/45	17	34	50.0
6. Paul McCreery	11/41	14	36	38.9
7. Paul Burkitt	37/44	18	58	31.0
8. John Rutherford	8/42	16	38	42.1
9. Dee Powell	40/32	28	54	51.9
10. Don Kies	33/45	24	56	42.9
11. Calvin Motsinger	30/0	20	48	41.7
W-3 L-8	283	267	548	48.7


12. Calvin Motsinger-NC

OPPONENT	SCORE	R	SP	%
1. Roland Kleinschmidt	4/41	9	26	34.6
2. Bobby Fields	26/40	33	62	53.2
3. Ed Arionus	23/40	24	44	54.5
4. DW Story	0/40	6	20	30.0
5. Paul McCreery	20/42	23	42	54.8
6. Dick Wilson	22/41	29	54	53.7
7. Dee Powell	0/42	0	0	0.0
8. Paul Burkitt	0/40	0	0	0.0
9. Don Kies	0/41	0	0	0.0
10. John Rutherford	0/40	0	0	0.0
11. Clayton Gage	0/30	0	0	0.0
W-0 L-11	95	124	248	50.0



ELDER MENS '30' FOOT DIVISION A FINALS 2006 WORLD

1. Paul McCreery	TX	77.70	14	1	451	600	75.17	530
2. DW Story	TN	73.97	13.5	1.5	451	600	75.17	510
3. Ed Arionus	TX	79.77	13	2	446	600	74.33	525
4. Roland Kleinschmidt	SD	76.50	10	5	400	600	66.67	420
5. Dick Wilson	WY	68.54	9.5	5.5	400	600	66.67	404
6. Clayton Gage	WI	66.40	8	7	390	600	65.00	378
7. Calvin Motsinger	NC	66.09	8	7	370	600	61.67	416
8. Dee Powell	CO	66.70	8	7	364	600	60.67	388
9. John Rutherford	TX	65.21	8	7	361	600	60.17	377
10. Bobby Fields	TN	77.68	7	8	416	600	69.33	397
11. Don Kies	CA	73.10	6.5	8.5	366	600	61.00	370
12. Ken Wilhelm	WV	65.36	5	10	345	600	57.50	385
13. Paul Burkitt	OH	67.18	4	11	356	600	59.33	355
14. Curly Seibold	IN	66.35	3	12	230	400	57.50	213
15. Tony Paiz	CO	71.89	2.5	12.5	312	600	52.00	293




ELDER MENS '30' FOOT DIVISION B FINALS 2006 WORLD

1. Harold Schrader	MN	64.16	13	3	373	640	58.28	520
2. George Reeder	CA	62.21	12	4	333	640	52.03	510
3. Larry Jorgenson	ND	59.20	10.5	4.5	342	600	57.00	426
4. Joe Graber	IN	59.94	10	5	337	600	56.17	430
5. Gordon Fuhr	NE	61.14	10	5	334	600	55.67	403
6. Don Schneck	CO	57.22	9	6	341	600	56.83	389
7. Wayne Totten	WI	60.83	9	6	316	600	52.67	433
8. Don Schaunaman	SD	62.43	8.5	6.5	299	600	49.83	381
9. Ron O'Blenes	CA	59.53	7.5	7.5	312	600	52.00	421
10. Dale Hustad	MN	57.17	5.5	9.5	320	600	53.33	382
11. Robert E Volles	FL	56.79	5.5	9.5	279	600	46.50	363
12. Carlyle E. Gricks, Jr.	MO	59.69	4.5	10.5	308	600	51.33	356
13. Art Sperber	WA	63.30	4	11	298	600	49.67	341
14. Alvin Gwinn	MO	59.10	4	11	297	600	49.50	345
15. Jim Petersen	OR	58.07	4	11	292	600	48.67	317
16. Ed Shepard	CO	57.01	4	11	265	600	44.17	340



ELDER MENS '30' FOOT DIVISION C FINALS 2006 WORLD

1. Don Titcomb	ID	56.57	10.5	2.5	273	520	52.50	432
2. Leonard Platero	NM	56.33	10	3	268	520	51.54	372
3. Roger Harp	MN	55.11	8.5	4.5	272	520	52.31	381
4. Marlin Jay	CA	54.03	8.5	4.5	256	520	49.23	389
5. James F Premer	FL	54.97	8.5	4.5	246	520	47.31	370
6. Steven Summerlin	MI	55.89	8	5	246	520	47.31	378
7. Tony Veldkamp	AB	55.59	7.5	5.5	270	520	51.92	358
8. John Watson	CO	56.39	7	6	267	520	51.35	387
9. Dave Ackley	OH	54.97	6	7	210	520	40.38	308
10. Norm Mauthe	WI	53.50	5.5	7.5	240	520	46.15	319
11. Bill Larson	MN	53.08	4.5	8.5	245	520	47.12	334
12. Dave Goodwin	WA	53.12	3	10	198	520	38.08	304
13. Earl Winston	MO	56.41	2.5	10.5	193	520	37.12	244
14. Jim Conlin	CO	56.71	1	12	169	520	32.50	258




ELDER MENS '30' FOOT DIVISION D FINALS 2006 WORLD

1. James E Hill	IN	51.76	10.5	2.5	266	520	51.15	450
2. Darrell Coulson	WA	52.97	10	3	266	520	51.15	444
3. Roger L Upton	IN	52.04	9	4	255	520	49.04	440
4. Roy Spelrem	AB	51.38	9	4	229	520	44.04	372
5. Ramon Duke	UT	52.58	8	5	276	520	53.08	424
6. Floyd Preston	ND	50.77	8	5	218	520	41.92	386
7. Ottie Reno	OH	52.32	8	5	215	520	41.35	364
8. John Dolezel	WI	50.84	8	5	203	520	39.04	331
9. Harry Strong	MT	50.79	7	6	212	520	40.77	360
10. David Cheyne	NV	51.85	4.5	8.5	162	520	31.15	268
11. Lysle Smith	MI	52.73	4	9	143	520	27.50	265
12. Bob Finck	AZ	53.08	3	10	183	520	35.19	312
13. Oral Elhard	ND	51.55	2	11	184	520	35.38	267




ELDER MENS '30' FOOT DIVISION E FINALS 2006 WORLD

1. Douglas Peoples	MO	49.74	13	2	307	600	51.17	539
2. Arthur Ross	ID	48.06	12.5	2.5	325	600	54.17	615
3. Kent Robinson	SD	48.24	12	3	280	600	46.67	474
4. Joe Stencil	CO	48.12	11	4	236	600	39.33	418
5. Gary Weeks	WY	50.35	9	6	280	600	46.67	510
6. Bruce Hinkel	ND	49.15	8.5	6.5	259	600	43.17	422
7. Joe Fournier	CA	49.81	8.5	6.5	244	600	40.67	358
8. Warren Williams	NV	50.41	8.5	6.5	234	600	39.00	412
9. Jerry Brog	OR	49.52	8	7	250	600	41.67	435
10. Charles Bunner	WV	50.67	7.5	7.5	248	600	41.33	405
11. Ken Woolery	CA	47.72	7.5	7.5	202	600	33.67	360
12. Norm Gage	WI	47.70	6	9	244	600	40.67	435
13. Harold Peterson	NE	47.60	3.5	11.5	197	600	32.83	264
14. Willis Mott	WA	50.26	3	12	176	600	29.33	296
15. Bob Ingram	OR	48.35	1.5	13.5	190	600	31.67	305




ELDER MENS '30' FOOT DIVISION F FINALS 2006 WORLD

1. Ernie Gallo	OR	47.48	15	2	320	680	47.06	580
2. Norm Wunderlich	MN	46.80	13	3	293	640	45.78	563
3. Tom Small	KS	46.98	13	3	299	640	46.72	548
4. Weston Sims	ID	44.37	12.5	2.5	305	600	50.83	481
5. Rich Jensen	CO	45.97	10	5	259	600	43.17	447
6. Don Fleissner	KY	47.56	9	6	233	600	38.83	443
7. Ivan Ruzic	WI	44.42	8	7	234	600	39.00	383
8. Donald F. Marx	IA	47.04	7.5	7.5	213	600	35.50	385
9. Delmar Doc Roberts	NE	46.35	6	9	217	600	36.17	407
10. Wilbur Gabel	ND	46.13	6	9	201	600	33.50	367
11. Gerald Piehl	MN	46.02	5	10	212	600	35.33	331
12. Otto Brennecke	ID	46.26	5	10	199	600	33.17	363
13. Bob Irwin	OR	45.11	5	10	194	600	32.33	300
14. David Sparks	WA	46.92	4	11	143	400	35.75	278
15. Don Stephens	CA	45.44	3	12	193	600	32.17	331
16. Frank Annerl	UT	45.84	0	15	112	400	28.00	191



ELDER MENS '30' FOOT DIVISION G FINALS 2006 WORLD

1. Richard Potter	KS	41.17	12	1	280	520	53.85	476
2. Elwyn Cooper	MO	44.11	10	3	240	520	46.15	463
3. Robert Dennis	WA	42.98	8	5	221	520	42.50	407
4. Skip Fankhauser	CO	43.49	8	5	212	520	40.77	397
5. Cliff Troullier	WI	40.64	7	6	195	520	37.50	355
6. Dale Sorensen	UT	42.08	7	6	194	520	37.31	380
7. Clarence Krueger	NE	43.90	7	6	169	520	32.50	305
8. Glen Werk	MN	43.73	6	7	197	520	37.88	360
9. Dale Kellerby	CO	41.49	6	7	169	520	32.50	321
10. Bernard Moran	NE	43.08	5	8	196	520	37.69	331
11. Phil Rollins	UT	41.43	5	8	185	520	35.58	353
12. Wallace Runia	MN	44.32	5	8	181	520	34.81	320
13. Clint Brytson	SD	42.02	3	10	134	520	25.77	256
14. Harold Garner	IA	42.29	2	11	133	520	25.58	226



ELDER MENS '30' FOOT DIVISION H FINALS 2006 WORLD

1. Pete Acosta	CO	40.06	11	2	215	520	41.35	448
2. Alma Clark	ID	38.04	10	3	223	520	42.88	440
3. Delbert Karsjens	MN	38.47	10	3	190	520	36.54	397
4. Ernie Johnson	CO	38.36	9	4	212	520	40.77	453
5. Jerry Kasteline	MI	39.16	9	4	185	520	35.58	373
6. Wayne Johnson	ID	39.35	8	5	175	520	33.65	358
7. Bob Reese	OK	39.52	8	5	148	520	28.46	325
8. Edward Knaub	CO	38.87	5	8	130	520	25.00	247
9. Bob Snyder	CO	40.58	4	9	85	200	42.50	164
10. Herman Bargfeld	MT	37.77	4	9	174	520	33.46	275
11. William Wordel	IL	38.57	4	9	126	520	24.23	303
12. Jerry Harper	UT	39.12	4	9	109	520	20.96	256
13. Arnie Mosness	MT	39.77	3	10	93	520	17.88	186
14. Harold Hoff	ND	38.21	2	11	107	520	20.58	221




ELDER MENS '30' FOOT DIVISION I FINALS 2006 WORLD

1. Orville Pfortmiller	KS	33.02	11.5	1.5	190	520	36.54	434
2. Bernie Human	WI	33.91	11	2	215	520	41.35	456
3. Keith Adams	UT	37.16	9.5	3.5	193	520	37.12	368
4. Denny Currier	CA	37.01	9	4	145	520	27.88	347
5. Bill Kiser	FL	37.31	8.5	4.5	166	520	31.92	339
6. Willis David	WI	35.85	7.5	5.5	166	520	31.92	406
7. Ernie Coulter	CO	35.10	7.5	5.5	156	520	30.00	352
8. Lee Kapsner	MN	35.06	6.5	6.5	150	520	28.85	308
9. Donald Parkes	VA	33.12	6	7	144	520	27.69	274
10. Bob Thomsen	NE	35.20	5	8	134	520	25.77	276
11. Ed Osterkamp	SD	36.08	4.5	8.5	143	520	27.50	275
12. Jack Raymond	UT	33.72	3	10	122	520	23.46	261
13. Myron Flann	MN	35.06	1.5	11.5	96	520	18.46	213


ELDER MENS '30' FOOT DIVISION J FINALS 2006 WORLD

1. Bob Champion	CO	32.47	13	3	197	640	30.78	465
2. Frank Willoughby	WY	31.88	12	4	203	640	31.72	533
3. Lawrence R Hively	IN	28.73	11	4	193	600	32.17	381
4. Donald Krehbiel	KS	31.66	10.5	4.5	191	600	31.83	424
5. Al Stipe	ID	31.44	10	5	178	600	29.67	416
6. Julian Brown	CA	31.17	9	6	151	600	25.17	357
7. Harlan Paulsen	SD	30.64	8.5	6.5	183	600	30.50	372
8. Ron Upshaw	TX	33.00	8	7	189	600	31.50	409
9. Jan Anderson	CA	32.32	8	7	167	600	27.83	363
10. Clarence Smith	CA	31.94	8	7	157	600	26.17	386
11. Paul Lowry	KS	28.64	6	9	182	600	30.33	369
12. Ray Anderson	SD	32.65	6	9	151	600	25.17	324
13. Raymond Carpenter	KS	30.13	4	11	148	600	24.67	310
14. Burton Clark	ND	29.25	4	11	100	600	16.67	213
15. Richard Schmidt	MO	30.24	3	12	119	600	19.83	282
16. Jim Watrous	CA	30.46	0	15	30	200	15.00	67




ELDER MENS '30' FOOT DIVISION K FINALS 2006 WORLD

1. Lloyd Schneider	NE	26.17	14	1	170	600	28.33	453
2. Pete Ver Mulm	IA	26.16	13	2	187	600	31.17	505
3. Joe Hekele	KS	26.13	12	3	164	600	27.33	427
4. Lee Wilcox	FL	25.95	11.5	3.5	113	600	18.83	419
5. Jerry Potter	CO	26.71	11	4	111	600	18.50	385
6. Willard Waddle	SD	22.56	9	6	146	600	24.33	445
7. Gilbert Jack Mahn	FL	27.35	8.5	6.5	125	600	20.83	362
8. Steve Neal	CA	23.16	8	7	138	600	23.00	353
9. Henry Pater	SD	26.26	8	7	109	600	18.17	292
10. Vern Jamison	NE	25.88	8	7	84	600	14.00	315
11. Gil Ziegler	ND	27.53	7	8	101	600	16.83	306
12. Arthur Anderson	CA	28.06	3	12	72	600	12.00	231
13. Les Holland	MN	27.40	3	12	58	600	9.67	182
14. Rick Stein	CO	25.11	2.5	12.5	77	600	12.83	196
15. James Mortinger Sr.	KS	23.21	1.5	13.5	75	600	12.50	224
16. Bernie Underwood	TX	24.54	0	15	0	0	0.00	0



ELDER MENS '30' FOOT DIVISION L FINALS 2006 WORLD

1. Jim Buckley	LA	20.67	13	0	127	520	24.42	438
2. Ralph Nation	KS	21.35	11	2	152	520	29.23	455
3. Ben De Long	MN	21.33	10	3	102	520	19.62	360
4. Vernon Rosenbery	IL	19.34	10	3	90	520	17.31	368
5. Lewis Carpenter	SD	11.35	7.5	5.5	45	520	8.65	301
6. Leonard Burke	OK	11.78	6.5	6.5	69	520	13.27	318
7. Don Lease	NE	15.82	6	7	35	520	6.73	243
8. Dell Struble	SD	9.36	5.5	7.5	56	520	10.77	226
9. Melvin Donar	WI	14.28	5	8	61	520	11.73	232
10. Frank Yohn	IL	13.61	5	8	50	520	9.62	182
11. Harvey Steen	ND	11.32	4	9	43	520	8.27	200
12. Gene Ewing	SD	13.18	3	10	49	520	9.42	163
13. Leonard Roskam	SD	13.36	3	10	40	520	7.69	148
14. John Lyle	CO	16.39	1.5	11.5	37	520	7.12	156



WOMENS DIVISION CHAMPIONSHIP CLASS



WOMENS DIVISION

1. Joan Elmore
2. Sylvianne Moisan
3. Sue Snyder
*4. Gert Wilcziek
*5. Amy Francis
6. Debra Odum
7. Sheila Shepard
8. Amy Hall
9. Rivers Prewette
10. Connie Filley
11. Lucy ThibaultTurcott
12. Kim Stockli
13. Patricia Ingraham
14. Brenda Tawney
15. Jane Jordan
16. Helen Laumbach
17. Jane Haufschild
18. Sharon Chiddister
19. Lou Conklin
20. Stacy Robinson

CHAMPIONSHIP CLASS 2006 WORLD

TN	82.67	18	2	845	1028	82.20	793
PQ	78.83	17	3	953	1142	83.45	776
KY	82.50	16	3	829	1042	79.56	732
WI	73.00	14	5	794	1062	74.76	701
OH	69.17	14	5	756	1036	72.97	684
TX	70.83	13	6	817	1102	74.14	713
CO	66.33	13	6	706	1010	69.90	649
VA	72.33	12	7	779	1040	74.90	679
NC	65.50	11	8	802	1094	73.31	660
SD	69.50	8	11	827	116	71.17	620
PQ	65.50	7	12	620	968	64.05	521
CA	62.50	7	12	577	922	62.58	524
MI	61.43	7	12	546	934	58.46	499
WV	68.50	6	13	623	972	64.09	497
SC	60.67	6	13	526	882	59.64	460
NM	56.33	6	13	527	904	58.30	481
SD	55.33	5	14	528	942	56.05	493
IN	55.47	5	14	482	880	54.77	393
CO	58.08	4	15	493	882	55.90	417
OH	53.91	2	17	341	714	47.76	274

* See note at the end of Women's Division results, page 43.

1. Joan Elmore-TN

OPPONENT	SCORE	R	SP	%
1. Stacy Robinson	45/ 4	39	44	88.6
2. Jane Haufschild	40/20	38	50	76.0
3. Sharon Chiddister	43/ 4	29	32	90.6
4. Helen Laumbach	42/10	31	40	77.5
5. Lou Conklin	43/22	36	48	75.0
6. Jane Jordan	43/10	34	40	85.0
7. Patricia Ingraham	41/ 7	22	30	73.3
8. Kim Stockli	42/ 6	38	40	95.0
9. Rivers Prewette	40/36	49	62	79.0
10. Lucy ThibaultTurcott	21/41	33	48	68.8
11. Sheila Shepard	40/21	45	58	77.6
12. Brenda Tawney	41/16	48	56	85.7
13. Amy Francis	42/20	56	66	84.8
14. Connie Filley	40/15	40	46	87.0
15. Debra Odum	42/27	52	66	78.8
16. Amy Hall	40/30	53	68	77.9
17. Gert Wilcziek	40/12	51	56	91.1
18. Sylvianne Moisan	24/41	61	76	80.3
19. Sue Snyder	42/12	47	54	87.0
20. Sylvianne Moisan	42/13	43	48	89.6
W-18 L-2	793	845	1028	82.2

2. Sylvianne Moisan-PQ

OPPONENT	SCORE	R	SP	%
1. Sharon Chiddister	40/ 6	27	30	90.0
2. Rivers Prewette	40/16	56	64	87.5
3. Stacy Robinson	42/ 0	20	26	76.9
4. Jane Haufschild	40/ 9	25	30	83.3
5. Brenda Tawney	40/24	71	80	88.8
6. Helen Laumbach	40/ 6	32	38	84.2
7. Jane Jordan	40/10	35	40	87.5
8. Lou Conklin	41/10	40	48	83.3
9. Patricia Ingraham	40/ 4	49	56	87.5
10. Kim Stockli	40/17	48	56	85.7
11. Lucy ThibaultTurcott	42/ 3	41	42	97.6
12. Sheila Shepard	40/26	51	66	77.3
13. Debra Odum	40/38	66	88	75.0
14. Amy Hall	42/24	75	90	83.3
15. Amy Francis	42/ 4	29	32	90.6
16. Connie Filley	45/19	61	68	89.7
17. Sue Snyder	38/41	83	100	83.0
18. Joan Elmore	41/24	66	76	86.8
19. Gert Wilcziek	30/41	45	64	70.3
20. Joan Elmore	13/42	33	48	68.8
W-17 L-3	776	953	1142	83.5

3. Sue Snyder-KY

OPPONENT	SCORE	R	SP	%
1. Jane Haufschild	42/15	28	36	77.8
2. Stacy Robinson	41/7	29	36	80.6
3. Helen Laumbach	40/5	44	54	81.5
4. Sharon Chiddister	41/7	24	32	75.0
5. Patricia Ingraham	42/24	46	60	76.7
6. Lou Conklin	41/7	29	38	76.3
7. Rivers Prewette	40/27	58	74	78.4
8. Brenda Tawney	41/7	52	58	89.7
9. Kim Stockli	41/20	46	60	76.7
10. Jane Jordan	40/1	21	24	87.5
11. Amy Francis	34/42	64	82	78.0
12. Connie Filley	40/33	69	90	76.7
13. Lucy ThibaultTurcott	40/4	25	28	89.3
14. Sheila Shepard	42/11	22	28	78.6
15. Amy Hall	42/25	47	58	81.0
16. Debra Odum	40/7	41	46	89.1
17. Sylvianne Moisan	41/38	84	100	84.0
18. Gert Wilcziek	32/42	64	84	76.2
19. Joan Elmore	12/42	36	54	66.7
W-16 L-3	732	829	1042	79.6

5. Amy Francis-OH

OPPONENT	SCORE	R	SP	%
1. Kim Stockli	42/36	37	58	63.8
2. Patricia Ingraham	41/29	40	56	71.4
3. Jane Jordan	38/40	43	62	69.4
4. Sheila Shepard	42/3	28	30	93.3
5. Jane Haufschild	41/20	37	52	71.2
6. Lucy ThibaultTurcott	42/31	41	56	73.2
7. Stacy Robinson	43/9	24	34	70.6
8. Sharon Chiddister	32/42	37	58	63.8
9. Lou Conklin	41/30	38	56	67.9
10. Helen Laumbach	40/4	27	32	84.4
11. Sue Snyder	42/34	66	82	80.5
12. Amy Hall	40/19	53	62	85.5
13. Joan Elmore	20/42	48	66	72.7
14. Brenda Tawney	40/13	39	50	78.0
15. Sylvianne Moisan	4/42	16	32	50.0
16. Gert Wilcziek	42/24	36	50	72.0
17. Rivers Prewette	13/42	43	64	67.2
18. Debra Odum	40/36	60	78	76.9
19. Connie Filley	41/23	43	58	74.1
W-14 L-5	684	756	1036	73.0

7. Sheila Shepard-CO

OPPONENT	SCORE	R	SP	%
1. Lucy ThibaultTurcott	40/16	35	50	70.0
2. Gert Wilcziek	40/30	57	74	77.0
3. Amy Hall	41/34	57	78	73.1
4. Amy Francis	3/42	15	30	50.0
5. Jane Jordan	42/19	33	44	75.0
6. Sharon Chiddister	41/4	27	32	84.4
7. Helen Laumbach	43/39	45	72	62.5
8. Connie Filley	40/26	52	68	76.5
9. Stacy Robinson	40/4	20	26	76.9
10. Lou Conklin	40/3	30	36	83.3
11. Joan Elmore	21/40	38	58	65.5
12. Sylvianne Moisan	26/40	47	66	71.2
13. Kim Stockli	41/34	42	64	65.6
14. Sue Snyder	11/42	11	28	39.3
15. Jane Haufschild	42/12	28	40	70.0
16. Patricia Ingraham	43/19	50	70	71.4
17. Debra Odum	19/40	40	60	66.7
18. Rivers Prewette	40/22	35	46	76.1
19. Brenda Tawney	36/41	44	68	64.7
W-13 L-6	649	706	1010	69.9

4. Gert Wilcziek-WI

OPPONENT	SCORE	R	SP	%
1. Helen Laumbach	45/13	27	36	75.0
2. Sheila Shepard	30/40	54	74	73.0
3. Jane Haufschild	40/1	26	28	92.9
4. Stacy Robinson	42/22	42	58	72.4
5. Rivers Prewette	40/25	64	84	76.2
6. Patricia Ingraham	44/18	30	42	71.4
7. Brenda Tawney	40/33	46	62	74.2
8. Jane Jordan	40/27	37	56	66.1
9. Lucy ThibaultTurcott	42/39	59	84	70.2
10. Sharon Chiddister	42/8	25	30	83.3
11. Lou Conklin	41/19	29	38	76.3
12. Kim Stockli	40/0	28	32	87.5
13. Amy Hall	21/40	32	48	66.7
14. Debra Odum	30/42	47	68	69.1
15. Connie Filley	45/18	60	68	88.2
16. Amy Francis	24/42	30	50	60.0
17. Joan Elmore	12/40	42	56	75.0
18. Sue Snyder	42/32	67	84	79.8
19. Sylvianne Moisan	41/30	49	64	76.6
W-14 L-5	701	794	1062	74.8

6. Debra Odum-TX

OPPONENT	SCORE	R	SP	%
1. Jane Jordan	40/10	39	44	88.6
2. Lou Conklin	43/17	36	52	69.2
3. Brenda Tawney	41/8	34	42	81.0
4. Kim Stockli	42/9	27	38	71.1
5. Lucy ThibaultTurcott	42/18	38	48	79.2
6. Rivers Prewette	40/39	57	74	77.0
7. Sharon Chiddister	42/17	28	40	70.0
8. Helen Laumbach	40/18	34	44	77.3
9. Jane Haufschild	41/15	37	48	77.1
10. Patricia Ingraham	34/42	35	56	62.5
11. Connie Filley	41/37	72	94	76.6
12. Stacy Robinson	43/9	23	34	67.6
13. Sylvianne Moisan	38/40	66	88	75.0
14. Gert Wilcziek	42/30	51	68	75.0
15. Joan Elmore	27/42	46	66	69.7
16. Sue Snyder	7/40	30	46	65.2
17. Sheila Shepard	40/19	48	60	80.0
18. Amy Francis	36/40	58	78	74.4
19. Amy Hall	34/40	58	82	70.7
W-13 L-6	713	817	1102	74.1

8. Amy Hall-VA

OPPONENT	SCORE	R	SP	%
1. Lou Conklin	41/13	24	32	75.0
2. Helen Laumbach	40/27	35	52	67.3
3. Sheila Shepard	34/41	56	78	71.8
4. Patricia Ingraham	42/16	27	34	79.4
5. Stacy Robinson	42/10	34	38	89.5
6. Kim Stockli	40/13	24	36	66.7
7. Lucy ThibaultTurcott	40/18	58	74	78.4
8. Jane Haufschild	40/13	33	40	82.5
9. Sharon Chiddister	43/10	24	30	80.0
10. Rivers Prewette	26/40	54	76	71.1
11. Jane Jordan	41/9	24	34	70.6
12. Amy Francis	19/40	46	62	74.2
13. Gert Wilcziek	40/21	38	48	79.2
14. Sylvianne Moisan	24/42	69	90	76.7
15. Sue Snyder	25/42	41	58	70.7
16. Joan Elmore	30/40	51	68	75.0
17. Brenda Tawney	41/19	33	44	75.0
18. Connie Filley	31/41	48	64	75.0
19. Debra Odum	40/34	60	82	73.2
W-12 L-7	679	779	1040	74.9

9. Rivers Prewette-NC

OPPONENT	SCORE	R	SP	%
1. Brenda Tawney	40/17	43	58	74.1
2. Sylvianne Moisan	16/40	48	64	75.0
3. Lou Conklin	41/16	41	52	78.8
4. Connie Filley	43/18	50	60	83.3
5. Gert Wilcziek	25/40	60	84	71.4
6. Debra Odum	39/40	56	74	75.7
7. Sue Snyder	27/40	54	74	73.0
8. Patricia Ingraham	42/10	32	40	80.0
9. Joan Elmore	36/40	48	62	77.4
10. Amy Hall	40/26	59	76	77.6
11. Jane Haufschild	40/29	34	50	68.0
12. Jane Jordan	40/7	24	30	80.0
13. Stacy Robinson	41/12	22	34	64.7
14. Kim Stockli	20/41	31	52	59.6
15. Helen Laumbach	24/42	47	70	67.1
16. Sharon Chiddister	42/22	38	52	73.1
17. Amy Francis	42/13	53	64	82.8
18. Sheila Shepard	22/40	29	46	63.0
19. Lucy ThibaultTurcott	40/35	33	52	63.5
W-11 L-8	660	802	1094	73.3

11. Lucy ThibaultTurcott-PQ

OPPONENT	SCORE	R	SP	%
1. Sheila Shepard	16/40	28	50	56.0
2. Kim Stockli	41/10	34	44	77.3
3. Patricia Ingraham	40/17	35	46	76.1
4. Jane Jordan	17/42	20	42	47.6
5. Debra Odum	18/42	31	48	64.6
6. Amy Francis	31/42	38	56	67.9
7. Amy Hall	18/40	51	74	68.9
8. Stacy Robinson	26/44	19	44	43.2
9. Gert Wilcziek	39/42	60	84	71.4
10. Joan Elmore	41/21	39	48	81.3
11. Sylvianne Moisan	3/42	28	42	66.7
12. Sharon Chiddister	42/21	45	64	70.3
13. Sue Snyder	4/40	13	28	46.4
14. Helen Laumbach	41/25	30	42	71.4
15. Lou Conklin	40/29	28	52	53.8
16. Jane Haufschild	9/42	17	36	47.2
17. Connie Filley	18/40	37	60	61.7
18. Brenda Tawney	42/31	35	56	62.5
19. Rivers Prewette	35/40	32	52	61.5
W-8 L-11	521	620	968	64.0

13. Patricia Ingraham-MI

OPPONENT	SCORE	R	SP	%
1. Connie Filley	41/27	36	52	69.2
2. Amy Francis	29/41	35	56	62.5
3. Lucy ThibaultTurcott	17/40	26	46	56.5
4. Amy Hall	16/42	18	34	52.9
5. Sue Snyder	24/42	40	60	66.7
6. Gert Wilcziek	18/44	21	42	50.0
7. Joan Elmore	7/41	10	30	33.3
8. Rivers Prewette	10/42	22	40	55.0
9. Sylvianne Moisan	4/40	38	56	67.9
10. Debra Odum	42/34	36	56	64.3
11. Sharon Chiddister	36/42	33	60	55.0
12. Jane Haufschild	40/29	27	52	51.9
13. Helen Laumbach	6/45	15	38	39.5
14. Stacy Robinson	42/19	37	56	66.1
15. Brenda Tawney	40/35	40	58	69.0
16. Sheila Shepard	19/43	41	70	58.6
17. Jane Jordan	41/39	35	60	58.3
18. Lou Conklin	40/7	20	32	62.5
19. Kim Stockli	27/41	16	36	44.4
W-7 L-12	499	546	934	58.5

10. Connie Filley-SD

OPPONENT	SCORE	R	SP	%
1. Patricia Ingraham	27/41	33	52	63.5
2. Jane Jordan	40/9	32	44	72.7
3. Kim Stockli	39/42	44	66	66.7
4. Rivers Prewette	18/43	43	60	71.7
5. Sharon Chiddister	44/22	43	60	71.7
6. Stacy Robinson	42/21	30	48	62.5
7. Lou Conklin	40/35	40	58	69.0
8. Sheila Shepard	26/40	48	68	70.6
9. Helen Laumbach	44/21	42	58	72.4
10. Jane Haufschild	34/40	34	54	63.0
11. Debra Odum	37/41	71	94	75.5
12. Sue Snyder	33/40	68	90	75.6
13. Brenda Tawney	40/13	33	46	71.7
14. Joan Elmore	15/40	32	46	69.6
15. Gert Wilcziek	18/45	50	68	73.5
16. Sylvianne Moisan	19/45	52	68	76.5
17. Lucy ThibaultTurcott	40/18	44	60	73.3
18. Amy Hall	41/31	51	64	79.7
19. Amy Francis	23/41	37	58	63.8
W-8 L-11	620	827	1162	71.2

12. Kim Stockli-CA

OPPONENT	SCORE	R	SP	%
1. Amy Francis	36/42	35	58	60.3
2. Lucy ThibaultTurcott	10/41	24	44	54.5
3. Connie Filley	42/39	45	66	68.2
4. Debra Odum	9/42	17	38	44.7
5. Helen Laumbach	23/40	21	46	45.7
6. Amy Hall	13/40	16	36	44.4
7. Jane Haufschild	33/44	27	60	45.0
8. Joan Elmore	6/42	26	40	65.0
9. Sue Snyder	20/41	40	60	66.7
10. Sylvianne Moisan	17/40	40	56	71.4
11. Stacy Robinson	44/4	23	28	82.1
12. Gert Wilcziek	0/40	16	32	50.0
13. Sheila Shepard	34/41	40	64	62.5
14. Rivers Prewette	41/20	39	52	75.0
15. Sharon Chiddister	41/1	33	38	86.8
16. Brenda Tawney	32/42	34	56	60.7
17. Lou Conklin	42/3	29	36	80.6
18. Jane Jordan	40/34	51	76	67.1
19. Patricia Ingraham	41/27	21	36	58.3
W-7 L-12	524	577	922	62.6

14. Brenda Tawney-WV

OPPONENT	SCORE	R	SP	%
1. Rivers Prewette	17/40	35	58	60.3
2. Sharon Chiddister	24/40	38	62	61.3
3. Debra Odum	8/41	23	42	54.8
4. Lou Conklin	14/41	21	40	52.5
5. Sylvianne Moisan	24/40	66	80	82.5
6. Jane Haufschild	40/28	27	52	51.9
7. Gert Wilcziek	33/40	42	62	67.7
8. Sue Snyder	7/41	41	58	70.7
9. Jane Jordan	40/4	22	28	78.6
10. Stacy Robinson	40/3	20	26	76.9
11. Helen Laumbach	40/8	19	30	63.3
12. Joan Elmore	16/41	40	56	71.4
13. Connie Filley	13/40	26	46	56.5
14. Amy Francis	13/40	30	50	60.0
15. Patricia Ingraham	35/40	37	58	63.8
16. Kim Stockli	42/32	36	56	64.3
17. Amy Hall	19/41	25	44	56.8
18. Lucy ThibaultTurcott	31/42	30	56	53.6
19. Sheila Shepard	41/36	45	68	66.2
W-6 L-13	497	623	972	64.1

15. Jane Jordan-SC

OPPONENT	SCORE	R	SP	%
1. Debra Odum	10/40	29	44	65.9
2. Connie Filley	9/40	22	44	50.0
3. Amy Francis	40/38	43	62	69.4
4. Lucy ThibaultTurcott	42/17	28	42	66.7
5. Sheila Shepard	19/42	26	44	59.1
6. Joan Elmore	10/43	23	40	57.5
7. Sylvianne Moisan	10/40	25	40	62.5
8. Gert Wilcziek	27/40	33	56	58.9
9. Brenda Tawney	4/40	10	28	35.7
10. Sue Snyder	1/40	8	24	33.3
11. Amy Hall	9/41	14	34	41.2
12. Rivers Prewette	7/40	13	30	43.3
13. Jane Haufschild	40/31	44	66	66.7
14. Sharon Chiddister	37/42	41	68	60.3
15. Stacy Robinson	40/11	21	28	75.0
16. Helen Laumbach	42/28	28	42	66.7
17. Patricia Ingraham	39/41	34	60	56.7
18. Kim Stockli	34/40	51	76	67.1
19. Lou Conklin	40/22	33	54	61.1
W-6 L-13	460	526	882	59.6

17. Jane Haufschild-SD

OPPONENT	SCORE	R	SP	%
1. Sue Snyder	15/42	19	36	52.8
2. Joan Elmore	20/40	31	50	62.0
3. Gert Wilcziek	1/40	13	28	46.4
4. Sylvianne Moisan	9/40	15	30	50.0
5. Amy Francis	20/41	31	52	59.6
6. Brenda Tawney	28/40	25	52	48.1
7. Kim Stockli	44/33	31	60	51.7
8. Amy Hall	13/40	24	40	60.0
9. Debra Odum	15/41	28	48	58.3
10. Connie Filley	40/34	35	54	64.8
11. Rivers Prewette	29/40	30	50	60.0
12. Patricia Ingraham	29/40	26	52	50.0
13. Jane Jordan	31/40	41	66	62.1
14. Lou Conklin	33/40	39	74	52.7
15. Sheila Shepard	12/42	20	40	50.0
16. Lucy ThibaultTurcott	42/9	29	36	80.6
17. Sharon Chiddister	40/24	25	50	50.0
18. Helen Laumbach	31/43	36	66	54.5
19. Stacy Robinson	41/0	30	58	51.7
W-5 L-14	493	528	942	56.1

19. Lou Conklin-CO

OPPONENT	SCORE	R	SP	%
1. Amy Hall	13/41	15	32	46.9
2. Debra Odum	17/43	29	52	55.8
3. Rivers Prewette	16/41	34	52	65.4
4. Brenda Tawney	41/14	30	40	75.0
5. Joan Elmore	22/43	28	48	58.3
6. Sue Snyder	7/41	19	38	50.0
7. Connie Filley	35/40	39	58	67.2
8. Sylvianne Moisan	10/41	30	48	62.5
9. Amy Francis	30/41	34	56	60.7
10. Sheila Shepard	3/40	19	36	52.8
11. Gert Wilcziek	19/41	22	38	57.9
12. Helen Laumbach	45/26	33	46	71.7
13. Sharon Chiddister	40/25	26	38	68.4
14. Jane Haufschild	40/33	40	74	54.1
15. Lucy ThibaultTurcott	29/40	23	52	44.2
16. Stacy Robinson	18/44	18	52	34.6
17. Kim Stockli	3/42	16	36	44.4
18. Patricia Ingraham	7/40	11	32	34.4
19. Jane Jordan	22/40	27	54	50.0
W-4 L-15	417	493	882	55.9

16. Helen Laumbach-NM

OPPONENT	SCORE	R	SP	%
1. Gert Wilcziek	13/45	16	36	44.4
2. Amy Hall	27/40	31	52	59.6
3. Sue Snyder	5/40	33	54	61.1
4. Joan Elmore	10/42	21	40	52.5
5. Kim Stockli	40/23	27	46	58.7
6. Sylvianne Moisan	6/40	20	38	52.6
7. Sheila Shepard	39/43	43	72	59.7
8. Debra Odum	18/40	26	44	59.1
9. Connie Filley	21/44	33	58	56.9
10. Amy Francis	4/40	15	32	46.9
11. Brenda Tawney	8/40	9	30	30.0
12. Lou Conklin	26/45	25	46	54.3
13. Patricia Ingraham	45/6	27	38	71.1
14. Lucy ThibaultTurcott	25/41	25	42	59.5
15. Rivers Prewette	42/24	52	70	74.3
16. Jane Jordan	28/42	23	42	54.8
17. Stacy Robinson	41/23	32	48	66.7
18. Jane Haufschild	43/31	40	66	60.6
19. Sharon Chiddister	40/14	29	50	58.0
W-6 L-13	481	527	904	58.3

18. Sharon Chiddister-IN

OPPONENT	SCORE	R	SP	%
1. Sylvianne Moisan	6/40	16	30	53.3
2. Brenda Tawney	40/24	43	62	69.4
3. Joan Elmore	4/43	16	32	50.0
4. Sue Snyder	7/41	12	32	37.5
5. Connie Filley	22/44	36	60	60.0
6. Sheila Shepard	4/41	15	32	46.9
7. Debra Odum	17/42	20	40	50.0
8. Amy Francis	42/32	40	58	69.0
9. Amy Hall	10/43	13	30	43.3
10. Gert Wilcziek	8/42	13	30	43.3
11. Patricia Ingraham	42/36	35	60	58.3
12. Lucy ThibaultTurcott	21/42	37	64	57.8
13. Lou Conklin	25/40	21	38	55.3
14. Jane Jordan	42/37	43	68	63.2
15. Kim Stockli	1/41	20	38	52.6
16. Rivers Prewette	22/42	31	52	59.6
17. Jane Haufschild	24/40	20	50	40.0
18. Stacy Robinson	42/28	30	54	55.6
19. Helen Laumbach	14/40	21	50	42.0
W-5 L-14	393	482	880	54.8

20. Stacy Robinson-OH

OPPONENT	SCORE	R	SP	%
1. Joan Elmore	4/45	26	44	59.1
2. Sue Snyder	7/41	17	36	47.2
3. Sylvianne Moisan	0/42	7	26	26.9
4. Gert Wilcziek	22/42	36	58	62.1
5. Amy Hall	10/42	23	38	60.5
6. Connie Filley	21/42	22	48	45.8
7. Amy Francis	9/43	14	34	41.2
8. Lucy ThibaultTurcott	44/26	23	44	52.3
9. Sheila Shepard	4/40	8	26	30.8
10. Brenda Tawney	3/40	9	26	34.6
11. Kim Stockli	4/44	10	28	35.7
12. Debra Odum	9/43	14	34	41.2
13. Rivers Prewette	12/41	12	34	35.3
14. Patricia Ingraham	19/42	30	56	53.6
15. Jane Jordan	11/40	11	28	39.3
16. Lou Conklin	44/18	27	52	51.9
17. Helen Laumbach	23/41	27	48	56.3
18. Sharon Chiddister	28/42	25	54	46.3
19. Jane Haufschild	0/41	0	0	0.0
W-2 L-17	274	341	714	47.8



WOMENS DIVISION A FINALS 2006 WORLD

1. Sue Snyder	KY	85.88	15	0	495	600	82.50	567
2. Joan Elmore	TN	84.36	13	2	496	600	82.67	507
3. Gert Wilcziek	WI	82.49	12	3	438	600	73.00	472
4. Sylvianne Moisan	PQ	80.22	11	4	473	600	78.83	470
5. Debra Odum	TX	77.72	11	4	425	600	70.83	407
6. Amy Hall	VA	75.24	9	6	434	600	72.33	419
7. Connie Filley	SD	76.98	9	6	417	600	69.50	421
8. Sheila Shepard	CO	73.07	7	8	398	600	66.33	373
9. Amy Francis	OH	72.08	6	9	415	600	69.17	345
10. Brenda Tawney	WV	79.80	6	9	411	600	68.50	383
11. Lucille * Leis	ON	74.69	6	9	386	600	64.33	374
12. Jane Jordan	SC	70.49	6	9	364	600	60.67	342
13. Lucy ThibaultTurcott	PQ	75.84	5	10	393	600	65.50	351
14. Rivers Prewette	NC	76.53	2	13	393	600	65.50	315
15. Renee Cowan	VA	73.00	2	13	311	600	51.83	220




WOMENS DIVISION B FINALS 2006 WORLD

1. Patricia Ingraham	MI	59.55	12	2	344	560	61.43	421
2. Angeline * Moisan	PQ	67.36	11	3	352	560	62.86	472
3. Lou Conklin	CO	58.49	10.5	2.5	302	520	58.08	421
4. Kim Stockli	CA	64.91	8.5	4.5	325	520	62.50	391
5. Doris Miller	NM	60.99	7.5	5.5	274	520	52.69	401
6. Edi * Holland	MN	61.81	7	6	316	520	60.77	394
7. Myrna Kissick	AB	62.10	7	6	272	520	52.31	358
8. Marlys * Timm	MN	58.80	7	6	259	520	49.81	377
9. Carol A Peterson	ND	59.37	6	7	276	520	53.08	336
10. Patricia Strain	LA	58.00	5.5	7.5	267	520	51.35	289
11. Carol * Sperber	WA	60.43	3.5	9.5	262	520	50.38	268
12. Dale LaValley	NH	63.08	3.5	9.5	255	520	49.04	275
13. Deborah Michaud	MA	69.15	2	11	209	520	40.19	232
14. Marion Thomsen	NE	62.05	1	12	232	520	44.62	254



WOMENS DIVISION C FINALS 2006 WORLD

1. Helen Laumbach	NM	56.67	12	3	338	600	56.33	534
2. Jane Haufschild	SD	54.32	11	4	332	600	55.33	532
3. Carolyn Lloyd	NC	55.22	10	5	284	600	47.33	394
4. Sheryll Card	MI	55.81	9.5	5.5	298	600	49.67	483
5. OraLee Jeardoe	KS	54.00	9	6	321	600	53.50	445
6. Terry Beagle	MI	53.30	9	6	289	600	48.17	438
7. Regina Hawes	FL	54.57	9	6	288	600	48.00	503
8. Marie Williams	NV	53.47	9	6	285	600	47.50	476
9. Beverly Anderson	CO	52.94	9	6	273	600	45.50	402
10. Connie Symank	TX	57.26	8	7	281	600	46.83	417
11. Ida * Boschman	BC	57.65	7	8	253	600	42.17	374
12. Audra * Craven	MO	53.83	6	9	235	600	39.17	364
13. Edie * McKinney	WI	55.93	5	10	252	600	42.00	320
14. Roena Branson	MO	51.31	4	11	249	600	41.50	390
15. Joan * Douglas	PA	51.97	1.5	13.5	189	600	31.50	267
16. Mary Beeson	MO	56.05	1	14	182	600	30.33	247



WOMENS DIVISION D FINALS 2006 WORLD

1. Sharon Chiddister	IN	47.97	14	2	355	640	55.47	620
2. Stacy Robinson	OH	50.56	13	3	345	640	53.91	548
3. Chris Zapior	ON	48.59	11	4	291	600	48.50	528
4. Diana Deuter	WY	45.96	11	4	290	600	48.33	482
5. LaVerne * Fenlon	AZ	47.50	10.5	4.5	273	600	45.50	466
6. Sharron * Brown	CA	46.72	10	5	273	600	45.50	468
7. Jan Knaub	CO	48.12	9.5	5.5	274	600	45.67	404
8. Donna Thompson	AB	47.50	7	8	259	600	43.17	382
9. Elaine Stern	BC	47.89	7	8	246	600	41.00	384
10. Joann * Jones	MO	44.91	6	9	217	600	36.17	380
11. Donna Dodson	OH	49.95	6	9	210	600	35.00	345
12. Shari Davison	WI	49.60	4	11	189	600	31.50	323
13. Dianna * Guill	OH	45.76	4	11	172	600	28.67	312
14. Tina Hawkins	OK	48.80	3	12	243	600	40.50	374
15. Gloria * Smith	WI	44.80	3	12	173	600	28.83	268
16. Carol Martin	IL	46.59	2	13	158	600	26.33	240



WOMENS DIVISION E FINALS 2006 WORLD

1. Kathy Warner	OR	43.41	12.5	2.5	265	600	44.17	471
2. Bonnie Lewis	WA	43.55	11	4	258	600	43.00	455
3. Ree Cutright	MO	44.01	10.5	4.5	246	600	41.00	467
4. Janet Larson	MN	43.87	10	5	276	600	46.00	483
5. Karen Wickham	ID	42.51	10	5	258	600	43.00	453
6. June Yohn	IL	40.68	9	6	250	600	41.67	418
7. Barb Adams	CO	40.49	9	6	224	600	37.33	433
8. April Lynch	MN	39.64	9	6	220	600	36.67	393
9. Carolyn Schneider	NE	41.91	8.5	6.5	260	600	43.33	445
10. Babette Sparks	WA	44.29	7	8	250	600	41.67	414
11. Phyllis Quist	WA	43.43	5.5	9.5	186	600	31.00	314
12. Jeanette Claas	MO	43.45	5	10	209	600	34.83	356
13. Pearl Platero	NM	44.07	4	11	183	600	30.50	272
14. Elaine * Troullier	WI	44.34	4	11	180	600	30.00	309
15. Denise Bloss	MO	42.35	3	12	153	600	25.50	301
16. Donna Bastel	MO	39.56	2	13	143	600	23.83	259



WOMENS DIVISION F FINALS 2006 WORLD

1. Jeanette Romero	CO	38.97	13	0	223	520	42.88	491
2. Connie Reimer	IN	38.34	12	1	244	520	46.92	497
3. Martha Griffin	CA	38.14	8	5	207	520	39.81	384
4. Mary Trollope	KS	38.20	8	5	197	520	37.88	370
5. Bev Hinrichs	NE	34.62	8	5	161	520	30.96	366
6. Marge * Owens	OR	35.15	7	6	158	520	30.38	378
7. Mary * Denzin	MN	37.75	7	6	157	520	30.19	364
8. Debbie Harris	MO	38.56	5.5	7.5	176	520	33.85	343
9. Carol Holmes	NE	38.36	5	8	152	520	29.23	337
10. Gail Kane	CA	39.10	5	8	126	520	24.23	281
11. Kathy Murray	ID	36.96	4.5	8.5	153	520	29.42	328
12. Suzanne Evans	MO	35.52	4	9	113	520	21.73	246
13. Sally Grooms	NE	34.65	3	10	105	520	20.19	229
14. Teresa Donar	WI	34.77	1	12	85	520	16.35	189



WOMENS DIVISION G FINALS 2006 WORLD

1. Starla Kuhrt	WY	32.25	14	1	216	600	36.00	556
2. Dee McIntire	MO	33.01	11	4	187	600	31.17	458
3. Nancy * Wright	CO	30.00	10	5	176	600	29.33	460
4. Julie Warren	SD	30.49	10	5	168	600	28.00	410
5. Colleen McCabe	WY	28.09	9	6	149	600	24.83	398
6. Shirley Blake	SD	30.82	9	6	126	600	21.00	364
7. Linda Funk	AZ	30.21	8	7	136	600	22.67	341
8. Lori * Harper	UT	30.32	8	7	95	600	15.83	327
9. Gaie Shoman	NV	26.81	7.5	7.5	126	600	21.00	378
10. Lu * Cave	MN	27.25	7	8	131	600	21.83	339
11. Margaret * Pineda	CO	26.02	6.5	8.5	153	600	25.50	356
12. Diana Shannon	WY	29.42	6	9	144	600	24.00	338
13. Nina Pearson	CO	28.48	5	10	110	600	18.33	327
14. Mary Holley	AB	25.92	4	11	126	600	21.00	348
15. Marilyn McPherson	PA	26.11	3	12	95	600	15.83	247
16. Cheryle Andrea	MN	30.28	2	13	77	600	12.83	206



WOMENS DIVISION H FINALS 2006 WORLD

1. Jackie Jones	CO	25.44	15	0	188	600	31.33	535
2. Darla Wessel	ID	23.81	11	4	164	600	27.33	416
3. Lynda Willoughby	WY	24.03	11	4	124	560	22.14	355
4. Carole Ziegler	ND	23.84	11	4	114	600	19.00	352
5. Tina Raymond	UT	25.56	10	5	157	600	26.17	450
6. Georgia Burke	OK	25.82	10	5	129	600	21.50	396
7. Eunice Lease	NE	25.02	10	5	110	600	18.33	370
8. Sharon Lee	SD	21.27	7.5	7.5	123	600	20.50	376
9. Suzanne Miller	GA	22.96	7.5	7.5	119	600	19.83	315
10. Marge Snyder	CO	24.19	7	8	110	600	18.33	342
11. Thelma Trent	OK	24.34	6.5	8.5	96	520	18.46	317
12. Lori Koch	WY	22.51	4	11	93	600	15.50	224
13. Michele Trader	ND	21.92	4	11	77	600	12.83	230
14. Rhonda Kohel	NE	22.11	3.5	11.5	75	600	12.50	245
15. Patricia Sjogren	SD	25.36	2	13	66	600	11.00	208
16. Marge Kleich	NE	24.00	0	15	0	28	0.00	0



WOMENS DIVISION I FINALS 2006 WORLD

1. Miki Bendickson	ND	19.86	12	1	107	520	20.58	386
2. Cindy Bailey	CA	21.09	10	3	100	520	19.23	310
3. Vicki Wieseler	WY	19.32	10	3	88	520	16.92	353
4. Mervin * McCord	IL	11.34	9	4	100	520	19.23	359
5. Mary * Petersen	OR	18.31	9	4	81	520	15.58	314
6. Joleene Elich	CO	19.61	7	6	98	520	18.85	316
7. Tina Sifuentez	NE	8.47	7	6	85	520	16.35	335
8. Pam Bishop	KS	19.73	7	6	72	520	13.85	265
9. Nancy Cobbley	ID	17.83	6	7	96	520	18.46	336
10. Betsy * Lyle	CO	16.97	6	7	70	520	13.46	285
11. Joan Austad	SD	17.43	4	9	73	520	14.04	245
12. Lynetta Trevathan	CO	6.87	3	10	32	520	6.15	165
13. Carol * Gillmore	CO	11.46	0.5	12.5	29	520	5.58	144
14. Pat Raymond Iverson	UT	5.69	0.5	12.5	18	520	3.46	103

*Correction

An error was discovered in the Championship Women's Class and brought to my attention two days after the completion of the tournament. Game number nine between Lucy Thibault and Gert Wilcziek was mistakenly entered into the computer opposite as to what it should have been. The player numbers were wrong on the score sheet. Gert won the game 42 to 39 but the final stats at the tournament listed Lucy as the winner. This error has now been corrected.

In making this correction, one change happened to the final standings. Gert is now listed in 4th place and Amy Francis went to 5th place based on ringer percentage with both having a 14 and 5 win/loss record. The change did not change Lucy's place in the standings.

We regret that this error happened, but we are only human and mistakes will happen.

Dick Hansen
NHPA Secretary/Treasurer &
World Tournament Director

Stay Informed Keep Subscription Current

Don't let your "Horseshoe Pitching Newslines" subscription lapse. Check the expiration date on the mailing label. If it is 10/01/06, this is your last issue and you should mail a renewal now.

NHPA "Horseshoe Pitching Newslines" Subscription Renewal Form

Name _____

Address _____

City/State/Zip _____


Phone _____

New Subscriber Renewal

Subscription price for one, two, three years is
\$12.00, \$22.00, \$30.00 for standard mailing in the U.S.
Add \$8.00 per year for First Class Mailing.
Canada is \$20.00, \$38.00 or \$54.00 (US FUNDS ONLY)

Make checks payable and mail with form to:
NHPA Secretary/Treasurer
3085 76th Street
Franksville, WI 53126

If you have missed an issue, limited copies of most back issues are available for \$3.00, (World Tournament issues \$5.00).
Send all back copy requests with payment to Horseshoe Pitching NEWSLINE Editor,
P.O. Box 536, Webberville, MI 48892-0536



Ted Allen Horseshoes

Since 1938

Designed and pitched by Ted Allen
10 Time World Champion & record holder of
36 Consecutive Doubles (72 Ringers)

Hardness:
Dead Soft
Medium Soft
Medium Hard

Five Weights: 2 lb. (6 to 10 oz.)
Matched within 1/10 oz.
Color: Gold, Silver, Blue, Red,
White, Yellow & others

2 year guarantee against breakage

Ted Allen Horseshoes, Inc.

13299 E. County Line Rd
Longmont, CO 80504-9797

1-866-575-2185

tah@mesanetworks.net

Made in the USA



SENIOR WOMENS DIVISION CHAMPIONSHIP CLASS



SENIOR LADIES DIVISION

Rank	Name	State	Score	W-L	R	SP	%
1.	Lucille Leis	ON	64.33	5-0	143	224	63.84
2.	Edi Holland	MN	60.77	4-1	156	256	60.94
3.	Angeline Moisan	PQ	62.86	3-2	142	256	55.47
4.	Carol Sperber	WA	50.38	2-3	136	258	52.71
5.	Marlys Timm	MN	49.81	1-4	107	230	46.52
6.	LaVerne Fenlon	AZ	45.50	0-5	67	192	34.90

CHAMPIONSHIP CLASS 2006 WORLD

1. Lucille Leis-ON

OPPONENT	SCORE	R	SP	%
1. LaVerne Fenlon	42/14	22	36	61.1
2. Marlys Timm	40/ 6	16	22	72.7
3. Edi Holland	42/23	44	62	71.0
4. Carol Sperber	42/35	24	46	52.2
5. Angeline Moisan	42/28	37	58	63.8
W-5 L-0	208	143	224	63.8

2. Edi Holland-MN

OPPONENT	SCORE	R	SP	%
1. Carol Sperber	40/32	35	60	58.3
2. LaVerne Fenlon	43/ 3	18	30	60.0
3. Lucille Leis	23/42	39	62	62.9
4. Angeline Moisan	42/36	36	58	62.1
5. Marlys Timm	41/29	28	46	60.9
W-4 L-1	189	156	256	60.9

3. Angeline Moisan-PQ

OPPONENT	SCORE	R	SP	%
1. Marlys Timm	42/30	29	52	55.8
2. Carol Sperber	41/28	28	54	51.9
3. LaVerne Fenlon	45/ 5	19	34	55.9
4. Edi Holland	36/42	33	58	56.9
5. Lucille Leis	28/42	33	58	56.9
W-3 L-2	192	142	256	55.5

4. Carol Sperber-WA

OPPONENT	SCORE	R	SP	%
1. Edi Holland	32/40	34	60	56.7
2. Angeline Moisan	28/41	26	54	48.1
3. Marlys Timm	42/33	29	58	50.0
4. Lucille Leis	35/42	22	46	47.8
5. LaVerne Fenlon	45/20	25	40	62.5
W-2 L-3	182	136	258	52.7


5. Marlys Timm-MN

OPPONENT	SCORE	R	SP	%
1. Angeline Moisan	30/42	26	52	50.0
2. Lucille Leis	6/40	6	22	27.3
3. Carol Sperber	33/42	26	58	44.8
4. LaVerne Fenlon	45/33	25	52	48.1
5. Edi Holland	29/41	24	46	52.2
W-1 L-4	143	107	230	46.5

6. LaVerne Fenlon-AZ

OPPONENT	SCORE	R	SP	%
1. Lucille Leis	14/42	13	36	36.1
2. Edi Holland	3/43	7	30	23.3
3. Angeline Moisan	5/45	7	34	20.6
4. Marlys Timm	33/45	23	52	44.2
5. Carol Sperber	20/45	17	40	42.5
W-0 L-5	75	67	192	34.9

JUNIOR BOYS DIVISION CHAMPIONSHIP CLASS



JUNIOR BOYS DIVISION

Rank	Name	State	Score	R	SP	%		
1.	Thomas Lee	SD	68.89	11-1	452	618	73.14	491
2.	Drew Becker	ON	73.61	10-2	411	570	72.11	471
3.	Nathan Heinritz	WI	66.11	9-2	361	512	70.51	431
4.	Lee Seibold	IN	56.11	7-4	373	596	62.58	397
5.	Matthew Korpela	MN	46.67	7-4	324	538	60.22	343
6.	Trenton Filley	MN	60.56	5-6	332	554	59.93	337
7.	Matt Fuller	WA	53.06	5-6	311	520	59.81	312
8.	Trevor Sipma	ND	53.33	4-7	280	522	53.64	304
9.	Brad Wilson	CO	44.09	3-8	239	490	48.78	279
10.	Seth Limbach	NE	52.05	2-9	290	546	53.11	281
11.	Kyle Bidwell	KS	50.45	2-9	238	464	51.29	239
12.	Joshua Carr	MI	46.11	2-9	238	486	48.97	204

CHAMPIONSHIP CLASS 2006 WORLD

1. Thomas Lee-SD

OPPONENT	SCORE	R	SP	%
1. Joshua Carr	43/10	33	46	71.7
2. Matthew Korpela	41/18	36	46	78.3
3. Kyle Bidwell	44/ 7	26	32	81.3
4. Seth Limbach	40/20	28	42	66.7
5. Matt Fuller	42/15	24	36	66.7
6. Brad Wilson	40/ 9	25	32	78.1
7. Trenton Filley	40/13	36	44	81.8
8. Trevor Sipma	39/40	36	60	60.0
9. Nathan Heinritz	42/23	39	52	75.0
10. Lee Seibold	40/32	69	90	76.7
11. Drew Becker	40/26	42	58	72.4
12. Drew Becker	40/30	58	80	72.5
W-11 L-1	491	452	618	73.1

2. Drew Becker-ON

OPPONENT	SCORE	R	SP	%
1. Brad Wilson	40/12	29	36	80.6
2. Joshua Carr	40/ 3	28	34	82.4
3. Matthew Korpela	42/ 7	33	42	78.6
4. Kyle Bidwell	43/14	28	40	70.0
5. Seth Limbach	41/ 1	20	24	83.3
6. Matt Fuller	42/ 6	30	40	75.0
7. Trevor Sipma	43/30	33	48	68.8
8. Lee Seibold	41/36	48	68	70.6
9. Trenton Filley	42/15	31	44	70.5
10. Nathan Heinritz	41/39	39	56	69.6
11. Thomas Lee	26/40	37	58	63.8
12. Thomas Lee	30/40	55	80	68.8
W-10 L-2	471	411	570	72.1

3. Nathan Heinritz-WI

OPPONENT	SCORE	R	SP	%
1. Matthew Korpela	40/10	30	42	71.4
2. Kyle Bidwell	42/ 8	24	34	70.6
3. Seth Limbach	40/22	33	54	61.1
4. Matt Fuller	40/24	46	64	71.9
5. Brad Wilson	42/ 4	22	32	68.8
6. Joshua Carr	42/ 7	23	30	76.7
7. Lee Seibold	41/16	34	46	73.9
8. Trenton Filley	40/33	46	62	74.2
9. Thomas Lee	23/42	33	52	63.5
10. Drew Becker	39/41	39	56	69.6
11. Trevor Sipma	42/12	31	40	77.5
W-9 L-2	431	361	512	70.5

4. Lee Seibold-IN

OPPONENT	SCORE	R	SP	%
1. Seth Limbach	40/15	28	42	66.7
2. Matt Fuller	25/41	36	64	56.3
3. Brad Wilson	41/31	23	52	44.2
4. Joshua Carr	42/16	24	40	60.0
5. Matthew Korpela	40/21	23	42	54.8
6. Kyle Bidwell	42/18	31	42	73.8
7. Nathan Heinritz	16/41	25	46	54.3
8. Drew Becker	36/41	46	68	67.6
9. Trevor Sipma	40/28	37	62	59.7
10. Thomas Lee	32/40	66	90	73.3
11. Trenton Filley	43/22	34	48	70.8
W-7 L-4	397	373	596	62.6

5. Matthew Korpela-MN

OPPONENT	SCORE	R	SP	%
1. Nathan Heinritz	10/40	21	42	50.0
2. Thomas Lee	18/41	29	46	63.0
3. Drew Becker	7/42	22	42	52.4
4. Trevor Sipma	41/32	37	60	61.7
5. Lee Seibold	21/40	19	42	45.2
6. Trenton Filley	42/29	41	64	64.1
7. Seth Limbach	40/31	26	44	59.1
8. Kyle Bidwell	42/24	32	52	61.5
9. Matt Fuller	42/22	37	50	74.0
10. Brad Wilson	40/22	21	42	50.0
11. Joshua Carr	40/25	39	54	72.2
W-7 L-4	343	3 24	538	60.2

7. Matt Fuller-WA

OPPONENT	SCORE	R	SP	%
1. Trevor Sipma	16/40	21	38	55.3
2. Lee Seibold	41/25	44	64	68.8
3. Trenton Filley	21/41	30	52	57.7
4. Nathan Heinritz	24/40	41	64	64.1
5. Thomas Lee	15/42	16	36	44.4
6. Drew Becker	6/42	18	40	45.0
7. Brad Wilson	42/19	23	36	63.9
8. Joshua Carr	43/25	29	50	58.0
9. Matthew Korpela	22/42	30	50	60.0
10. Kyle Bidwell	40/30	31	52	59.6
11. Seth Limbach	42/ 9	28	38	73.7
W-5 L-6	312	311	520	59.8

9. Brad Wilson-CO

OPPONENT	SCORE	R	SP	%
1. Drew Becker	12/40	20	36	55.6
2. Trevor Sipma	32/43	24	48	50.0
3. Lee Seibold	31/41	23	52	44.2
4. Trenton Filley	25/40	23	52	44.2
5. Nathan Heinritz	4/42	11	32	34.4
6. Thomas Lee	9/40	14	32	43.8
7. Matt Fuller	19/42	14	36	38.9
8. Seth Limbach	41/37	37	64	57.8
9. Joshua Carr	41/19	33	52	63.5
10. Matthew Korpela	22/40	14	42	33.3
11. Kyle Bidwell	43/18	26	44	59.1
W-3 L-8	279	239	490	48.8

11. Kyle Bidwell-KS

OPPONENT	SCORE	R	SP	%
1. Trenton Filley	14/41	21	42	50.0
2. Nathan Heinritz	8/42	13	34	38.2
3. Thomas Lee	7/44	14	32	43.8
4. Drew Becker	14/43	19	40	47.5
5. Trevor Sipma	40/13	24	38	63.2
6. Lee Seibold	18/42	24	42	57.1
7. Joshua Carr	40/10	23	32	71.9
8. Matthew Korpela	24/42	27	52	51.9
9. Seth Limbach	26/40	29	56	51.8
10. Matt Fuller	30/40	26	52	50.0
11. Brad Wilson	18/43	18	44	40.9
W-2 L-9	239	238	464	51.3

6. Trenton Filley-MN

OPPONENT	SCORE	R	SP	%
1. Kyle Bidwell	41/14	29	42	69.0
2. Seth Limbach	45/29	44	68	64.7
3. Matt Fuller	41/21	36	52	69.2
4. Brad Wilson	40/25	26	52	50.0
5. Joshua Carr	42/ 9	23	34	67.6
6. Matthew Korpela	29/ 42	36	64	56.3
7. Thomas Lee	13/ 40	27	44	61.4
8. Nathan Heinritz	33/ 40	43	62	69.4
9. Drew Becker	15/ 42	22	44	50.0
10. Trevor Sipma	16/ 43	18	44	40.9
11. Lee Seibold	22/ 43	28	48	58.3
W-5 L-6	337	332	554	59.9

8. Trevor Sipma-ND

OPPONENT	SCORE	R	SP	%
1. Matt Fuller	40/16	28	38	73.7
2. Brad Wilson	43/32	27	48	56.3
3. Joshua Carr	16/40	17	42	40.5
4. Matthew Korpela	32/41	32	60	53.3
5. Kyle Bidwell	13/40	15	38	39.5
6. Seth Limbach	7/40	18	42	42.9
7. Drew Becker	30/43	28	48	58.3
8. Thomas Lee	40/39	36	60	60.0
9. Lee Seibold	28/40	33	62	53.2
10. Trenton Filley	43/16	24	44	54.5
11. Nathan Heinritz	12/42	22	40	55.0
W-4 L-7	304	280	522	53.6

10. Seth Limbach-NE

OPPONENT	SCORE	R	SP	%
1. Lee Seibold	15/40	21	42	50.0
2. Trenton Filley	29/45	38	68	55.9
3. Nathan Heinritz	22/40	27	54	50.0
4. Thomas Lee	20/40	22	42	52.4
5. Drew Becker	1/41	7	24	29.2
6. Trevor Sipma	40/ 7	29	42	69.0
7. Matthew Korpela	31/40	23	44	52.3
8. Brad Wilson	37/41	36	64	56.3
9. Kyle Bidwell	40/26	31	56	55.4
10. Joshua Carr	37/40	40	72	55.6
11. Matt Fuller	9/42	16	38	42.1
W-2 L-9	281	290	546	53.1

12. Joshua Carr-MI

OPPONENT	SCORE	R	SP	%
1. Thomas Lee	10/43	23	46	50.0
2. Drew Becker	3/40	15	34	44.1
3. Trevor Sipma	40/16	24	42	57.1
4. Lee Seibold	16/42	16	40	40.0
5. Trenton Filley	9/42	14	34	41.2
6. Nathan Heinritz	7/42	12	30	40.0
7. Kyle Bidwell	10/40	13	32	40.6
8. Matt Fuller	25/43	23	50	46.0
9. Brad Wilson	19/41	24	52	46.2
10. Seth Limbach	40/37	41	72	56.9
11. Matthew Korpela	25/40	33	54	61.1
W-2 L-9	204	238	486	49.0

JUNIOR GIRLS DIVISION CHAMPIONSHIP CLASS



JUNIOR GIRLS DIVISION

Rank	Name	State	Score	W-L	SP	R	%
1.	Aleena Cook	WI	39.32	4-1	102	228	44.74
2.	Crystal Sheehan	MN	45.91	3-2	105	242	43.39
3.	Kiri Cook	WI	46.59	3-2	104	244	42.62
4.	Shaina Stover	SD	33.45	3-2	89	264	33.71
5.	Katie Thomsen	NE	32.78	2-3	102	304	33.55
6.	Katie Sheehan	MN	15.54	0-5	22	210	10.48

CHAMPIONSHIP CLASS 2006 WORLD

1. Aleena Cook-WI

OPPONENT	SCORE	R	SP	%
1. Shaina Stover	40/38	22	54	40.7
2. Katie Sheehan	42/ 8	14	32	43.8
3. Kiri Cook	18/42	14	46	30.4
4. Crystal Sheehan	41/10	25	46	54.3
5. Katie Thomsen	42/28	27	50	54.0
W-4 L-1	183	102	228	44.7

2. Crystal Sheehan-MN

OPPONENT	SCORE	R	SP	%
1. Katie Thomsen	40/24	22	46	47.8
2. Shaina Stover	34/41	26	64	40.6
3. Katie Sheehan	40/ 5	15	28	53.6
4. Aleena Cook	10/41	14	46	30.4
5. Kiri Cook	40/29	28	58	48.3
W-3 L-2	164	105	242	43.4

3. Kiri Cook-WI

OPPONENT	SCORE	R	SP	%
1. Katie Sheehan	42/ 4	13	32	40.6
2. Katie Thomsen	39/43	27	70	38.6
3. Aleena Cook	42/18	21	46	45.7
4. Shaina Stover	45/ 8	19	38	50.0
5. Crystal Sheehan	29/40	24	58	41.4
W-3 L-2	197	104	244	42.6

4. Shaina Stover-SD

OPPONENT	SCORE	R	SP	%
1. Aleena Cook	38/40	20	54	37.0
2. Crystal Sheehan	41/34	28	64	43.8
3. Katie Thomsen	41/34	23	64	35.9
4. Kiri Cook	8/45	8	38	21.1
5. Katie Sheehan	42/ 2	10	44	22.7
W-3 L-2	170	89	264	33.7

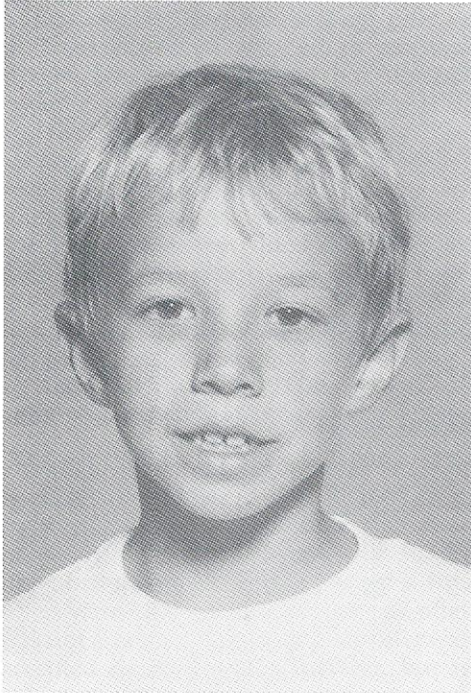
5. Katie Thomsen-NE

OPPONENT	SCORE	R	SP	%
1. Crystal Sheehan	24/ 40	19	46	41.3
2. Kiri Cook	43/ 39	26	70	37.1
3. Shaina Stover	34/ 41	22	64	34.4
4. Katie Sheehan	43/ 32	13	74	17.6
5. Aleena Cook	28/ 42	22	50	44.0
W-2 L-3	172	102	304	33.6

6. Katie Sheehan-MN

OPPONENT	SCORE	R	SP	%
1. Kiri Cook	4/42	3	32	9.4
2. Aleena Cook	8/42	3	32	9.4
3. Crystal Sheehan	5/40	5	28	17.9
4. Katie Thomsen	32/43	11	74	14.9
5. Shaina Stover	2/42	0	44	0.0
W-0 L-5	51	22	210	10.5

JUNIOR BOYS AND GIRLS 9 AND UNDER DIVISION



JUNIOR BOYS AND GIRLS DIVISION 9 2006 WORLD

1. Travis Sluys	CA	9.11	7-1	50	320	15.63	218
2. Tanner Steineke	SD	9.00	6-2	49	320	15.31	201
3. Austin Hagerott	ND	4.40	5-2	28	280	10.00	140
4. Garrett Boylan	SD	5.00	5-2	24	280	8.57	144
5. Devon Torgerson	SD	8.57	3-4	26	280	9.29	117
6. Tyrell Rosencranz	SD	11.30	2-5	15	280	5.36	96
7. Jaxon Rosencranz	SD	5.22	1-6	7	280	2.50	57
8. Austin Maxon	SD	0.83	0-7	6	280	2.14	44

1. Travis Sluys-CA

OPPONENT	SCORE	R	SP	%
1. Austin Hagerott	31/ 9	6	40	15.0
2. Jaxon Rosencranz	28/ 4	6	40	15.0
3. Garrett Boylan	18/17	4	40	10.0
4. Austin Maxon	28/10	5	40	12.5
5. Tanner Steineke	22/23	7	40	17.5
6. Devon Torgerson	28/10	5	40	12.5
7. Tyrell Rosencranz	37/ 6	7	40	17.5
8. Tanner Steineke	26/24	10	40	25.0
W-7 L-1	218	50	320	15.6

2. Tanner Steineke-SD

OPPONENT	SCORE	R	SP	%
1. Garrett Boylan	25/ 8	4	40	10.0
2. Austin Maxon	29/ 1	5	40	12.5
3. Jaxon Rosencranz	27/ 5	5	40	12.5
4. Austin Hagerott	15/23	6	40	15.0
5. Travis Sluys	23/22	7	40	17.5
6. Tyrell Rosencranz	27/13	5	40	12.5
7. Devon Torgerson	31/12	7	40	17.5
8. Travis Sluys	24/26	10	40	25.0
W-6 L-2	201	49	320	15.3

3. Austin Hagerott-ND

OPPONENT	SCORE	R	SP	%
1. Travis Sluys	9/31	2	40	5.0
2. Devon Torgerson	29/ 9	5	40	12.5
3. Tyrell Rosencranz	24/13	5	40	12.5
4. Tanner Steineke	23/15	7	40	17.5
5. Garrett Boylan	19/20	4	40	10.0
6. Jaxon Rosencranz	17/ 9	2	40	5.0
7. Austin Maxon	19/ 7	3	40	7.5
W-5 L-2	140	28	280	10.0

4. Garrett Boylan-SD

OPPONENT	SCORE	R	SP	%
1. Tanner Steineke	8/25	0	40	0.0
2. Tyrell Rosencranz	29/15	6	40	15.0
3. Travis Sluys	17/18	5	40	12.5
4. Devon Torgerson	17/15	2	40	5.0
5. Austin Hagerott	20/19	3	40	7.5
6. Austin Maxon	29/ 8	4	40	10.0
7. Jaxon Rosencranz	24/12	4	40	10.0
W-5 L-2	144	24	280	8.6

5. Devon Torgerson-SD

OPPONENT	SCORE	R	SP	%
1. Jaxon Rosencranz	30/ 3	7	40	17.5
2. Austin Hagerott	9/29	2	40	5.0
3. Austin Maxon	20/ 5	4	40	10.0
4. Garrett Boylan	15/17	3	40	7.5
5. Tyrell Rosencranz	21/11	4	40	10.0
6. Travis Sluys	10/28	2	40	5.0
7. Tanner Steineke	12/31	4	40	10.0
W-3 L-4	117	26	280	9.3

6. Tyrell Rosencranz-SD


OPPONENT	SCORE	R	SP	%
1. Austin Maxon	19/ 8	3	40	7.5
2. Garrett Boylan	15/29	2	40	5.0
3. Austin Hagerott	13/24	2	40	5.0
4. Jaxon Rosencranz	19/10	4	40	10.0
5. Devon Torgerson	11/21	1	40	2.5
6. Tanner Steineke	13/27	2	40	5.0
7. Travis Sluys	6/37	1	40	2.5
W-2 L-5	96	15	280	5.4

7. Jaxon Rosencranz-SD

OPPONENT	SCORE	R	SP	%
1. Devon Torgerson	3/30	0	40	0.0
2. Travis Sluys	4/28	0	40	0.0
3. Tanner Steineke	5/27	1	40	2.5
4. Tyrell Rosencranz	10/19	1	40	2.5
5. Austin Maxon	14/5	1	40	2.5
6. Austin Hagerott	9/17	2	40	5.0
7. Garrett Boylan	12/24	2	40	5.0
W-1 L-6	57	7	280	2.5


8. Austin Maxon-SD

OPPONENT	SCORE	R	SP	%
1. Tyrell Rosencranz	8/19	1	40	2.5
2. Tanner Steineke	1/29	0	40	0.0
3. Devon Torgerson	5/20	1	40	2.5
4. Travis Sluys	10/28	1	40	2.5
5. Jaxon Rosencranz	5/14	0	40	0.0
6. Garrett Boylan	8/29	2	40	5.0
7. Austin Hagerott	7/19	1	40	2.5
W-0 L-7	44	6	280	2.1



JUNIOR BOYS AND GIRLS DIVISION A FINALS 2006 WORLD

1. Drew Becker	ON	72.07	9	0	265	360	73.61	360
2. Thomas Lee	SD	68.70	7	2	248	360	68.89	302
3. Nathan Heinritz	WI	63.77	7	2	238	360	66.11	323
4. Trenton Filley	MN	65.18	6	3	218	360	60.56	228
5. Trevor Sipma	ND	62.89	6	3	192	360	53.33	274
6. Lee Seibold	IN	61.50	4	5	202	360	56.11	236
7. Matt Fuller	WA	63.64	2	7	191	360	53.06	204
8. Joshua Carr	MI	70.49	2	7	166	360	46.11	170
9. Kevin Cuthbert	BC	51.07	2	7	141	360	39.17	160
10. Matthew Korpela	MN	71.91	0	9	168	360	46.67	169



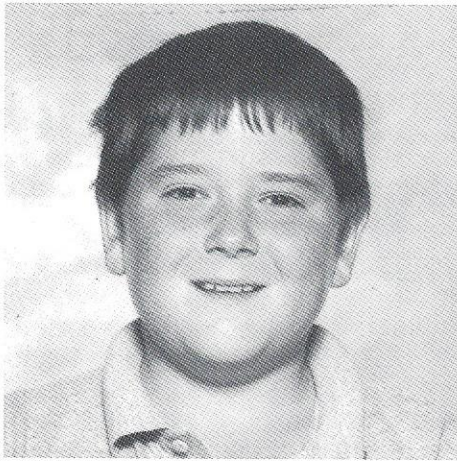
JUNIOR BOYS AND GIRLS DIVISION B FINALS 2006 WORLD

1. Seth Limbach	NE	43.94	9.5	1.5	229	440	52.05	401
2. Kiri * Cook	WI	35.95	8	3	205	440	46.59	348
3. Ryne Lund	ND	39.33	8	3	170	440	38.64	303
4. Kyle Bidwell	KS	42.32	7	4	222	440	50.45	354
5. Crystal * Sheehan	MN	36.89	7	4	202	440	45.91	287
6. Casey Painter	NE	38.93	7	4	143	440	32.50	280
7. Brad Wilson	CO	43.02	6	5	194	440	44.09	327
8. Shaina * Stover	SD	33.23	5.5	5.5	156	440	35.45	233
9. Aleena * Cook	WI	32.55	5	6	173	440	39.32	318
10. Micah Crowe	SD	31.48	2	9	96	440	21.82	156
11. Jonathan Rings	ND	33.20	1	10	99	440	22.50	144



JUNIOR BOYS AND GIRLS DIVISION C FINALS 2006 WORLD

1. Katie * Thomsen	NE	29.55	8	1	118	360	32.78	289
2. Joey Mueller	MN	28.08	7	2	121	360	33.61	287
3. Casey Swart	MN	20.00	7	2	99	360	27.50	284
4. Ian Hopper	WA	26.89	6	3	97	360	26.94	243
5. Daniel Wharton	CA	27.04	5	4	96	360	26.67	252
6. Justin Wilson	CO	17.42	5	4	79	360	21.94	184
7. James Price III	ID	18.00	3	6	58	360	16.11	161
8. Rachel * Cowan	VA	16.07	2	7	38	360	10.56	171
9. Edward Deale, Jr.	NM	29.10	1	8	53	360	14.72	142
10. Mackenzie Lane	SD	16.14	1	8	39	360	10.83	141



JUNIOR BOYS AND GIRLS DIVISION D FINALS 2006 WORLD

1. Nathan Scott	UT	14.13	13	1	164	560	29.29	478
2. Logan Steinmetzer	WA	14.98	11	3	121	560	21.61	341
3. Alan Duffy	IA	13.38	8	6	95	560	16.96	315
4. Truman Hopper	WA	14.50	7	7	133	560	23.75	335
5. Bethany * Britton	SD	9.51	6	8	79	560	14.11	266
6. Katie * Sheehan	MN	16.00	5	9	87	560	15.54	274
7. Kelby Torgerson	SD	11.32	4	10	92	560	16.43	279
8. Derek Shimek	ND	11.68	2	12	57	560	10.18	178

JUNIOR BOYS AND GIRLS DIVISION E FINALS 2006 WORLD

1. Allison * Hagerott	ND	7.61	12	2	71	560	12.68	329
2. Nathan Duffy	IA	5.00	9	5	58	560	10.36	277
3. Mike Cody	IL	3.75	8	6	74	560	13.21	280
4. Benjamin Steinmetzer	WA	7.66	8	6	65	560	11.61	276
5. Jennifer * Trader	ND	6.94	7	7	44	560	7.86	237
6. Leah * Marvin	IL	2.92	6	8	37	560	6.61	218
7. Paige * Highley	MO	5.14	5	9	27	560	4.82	194
8. Dakotah Steineke	SD	1.42	1	13	22	560	3.93	133




WORLD TOURNAMENT SHOE CHECK NUMBERS

By Dan Sanders

Brand	Pairs Checked	Long Shoes	Wide Shoes	Heavy Shoes
Allen	244a	27	21	2
Deadeyes	234	0	8	2
Diamonds	234	7	12	2
Imperials	107	2	24	0
M & Ms	80	0	15	0
Snyders	58	0	2	0
Cal Flip	42	0	5	0
Condor	39	0	4	0
Mustang	35	0	1	0
Alan Francis	30	0	0	0
Gordon	26	0	0	0
Elmer Hohl	24	0	2	0
Colts	23	0	1	0
Six Pac	22	0	0	0
Challenger	20	0	0	0
American	19	0	8	0
Glory	18	0	4	0
Pony	11	0	0	0
Bronco	10	0	5	0
Magnets	9	0	0	0
Ohio	8	0	1	0
Mr D's	8	0	0	0
Tyson	6	0	0	0
Henton	6	3	0	0
Steinfelt	5	0	0	0
Pythons	5	0	0	0
*Others	37	2	10	0
Totals	1360	41	123	6

*Less than 5 pairs each

HORSESHOE PETE'S CAL-FLIP



\$58.00 per pair
(Price does not include S & H)

Invented and patented by Pete Donaho in the mid 1980's, the Cal-Flip was the first shoe to be specifically designed for the flip pitch. Pete was a top player in the Western US and he wanted a shoe that would land "cleats down", giving him the same advantage as turn throwers. His invention, the Cal-Flip horseshoe, put everyone back on even ground no matter how they threw the shoe. It was a revolution in the horseshoe world that totally legitimized flip pitching for the first time. Although Pete passed away in 1995, his shoe is still pitched in championships everywhere!

Send orders to: **Order Anytime:**
White Distributors **1-800-841-4685**
P.O. Box 3652
Erie, PA 16508

See our inside front cover ad for details on S & H fees.

Order direct or from any NHPA Distributor. Check us out on-line at www.horseshoesonline.com

Now in 10 models!
 All shoes are NHPA Sanctioned.
 One year warranty
 Pairs are match weighted to within
 1/5 of an ounce!
 All models are dead soft
 We've got a shoe for every style!




Made
 In The
 USA




ADD HORSEPOWER TO
 YOUR GAME!


PITCH THOROUGHBRED
 HORSESHOES




GLORY
 \$36 per pair, 2 for \$63!!
 Stock #33-051




CHALLENGER
 \$41 per pair, 2 FOR \$73!!
 Stock #33-243




MUSTANG
 \$50 per pair
 Stock #33-033




BRONCO PRO-FLIP
 \$50 per pair
 Stock #33-123




SNYDER E-Z FLIP
 \$56 per pair
 Stock #33-596




SNYDER E-Z FLIP II
 \$56 per pair
 Stock #33-535




SIX SHOOTER
 \$56 per pair
 Stock #33-045



MAGNET
 \$47 per pair
 Stock #33-007



PONY (Light-weight Shoe)
 \$47 per pair
 Stock #33-010



SIDEWINDER
 \$47 per pair
 Stock #33-969

View all our stuff and order on-line at: www.horseshoesonline.com

Accepting major credit cards

Toll free order line:
 1-800-841-4685



**WHITE
 DISTRIBUTORS**
 P.O. BOX 3652
 ERIE, PA 16506

All above models are available through any NHPA Distributor

PA residents must add 6% sales tax when ordering direct from us. Above prices do not include S & H fees— S & H for 1 pair is \$8.25, 2 pair is \$10.65, 3 pair is \$14.10... Call for further info on S & H fees for larger orders. Price breaks on all models when ordering 3 or more pair of any combination. We carry most top brands of horseshoes and accessories, plus, custom shirts and caps. Call anytime for a free catalog!

Prices subject to change without notice.

All the equipment you need . . .



HORSESHOES
PAIRS OR SETS

SCOREPADS • ROUND ROBIN
CARDS • JUDGING TOOLS • GAUGES •

PERCENTAGE BOOKS • CAPS • TOWELS • CARRYING CASES • WINDBREAKERS • SWEATSHIRTS • TEE SHIRTS • AND MORE!

Support Your National Horseshoe Pitchers Association.

Contact a Distributor near you for the products shown in this ad and many other Game Related Items

NHPA GAME RELATED SALES DISTRIBUTORS

**HARRIS HORSESHOE
PITCHING SUPPLIES**
P.O. Box 781
Daingerfield, TX 75638
(903) 645-7313 or
(903) 573-3415
harrishorseshoes@aol.com

KEN KOSKY HORSESHOES
6007 Municipal Street
Schofield, WI 54476
(800) 535-0172
kenkosky@ksfuel.com

ED DOMEY
P.O. Box 298
Sutton, MA 01590
(508) 865-9477

DENNIS OHMS
777 W. Midvalley Road
Cedar City, UT 84720
(435) 586-9352
ohms@netutah.com

SIX PACK SHOES
788 S. Green Road
Maricopa, AZ 85239
(520) 560-7760
roynpeg@direcway.com

MIKE LITTELL
4363 Shoreline Dr.
Spring Park, MN 55384
(612) 327-6350
Mikeshorseshoe@yahoo.com

JIM & CAM SHILLING
5044 A County Rd. 64
Spencerville, IN 46788
(260) 238-4879
shilling4@mindspring.com

WALLY SHIPLEY
2646 Basswood Street
Newport Beach, CA 92660
(949) 760-3658

NHPA Game Related Sales
Ken Kosky, National Buyer
6007 Municipal Street
Schofield, WI 54476
(715) 359-9898
kenkosky@ksfuel.com

KIMMY'S HORSESHOES
Kim Stockli
109 Lamont Ct.
Vallejo, CA 94591
(866) 644-0487
kimmyhorseshoes@sbcglobal.net

PORK'S SHOE SHACK
Ron Taylor
1915 Molly Circle
York, SC 29745
(803) 684-1453
ron@porksshoesack.com

NHPA NEWSLINE

VOL. 18, NO. 5

Subscription Office

3085 76th St., Franksville, WI 53126

CHANGE SERVICE REQUESTED



*****MIXED ADC 481

6/1/2008
THOMAS F WEBB
874 SHIVELY RD
SCOTIA CA 95565-9705

PRESORTED
STANDARD
US POSTAGE PAID
LANSING, MI
PERMIT NO 933